


451/453 Series Fuse







Description

The Nano² SMF Fuse is a very small, Wire-in-Air (WIA) square shape surface mount fuse that was designed for secondary side circuit over-current protection applications. These fuses are designed for PCB using surface mount technology.

Features

- Very fast-acting
- Small size
- Wide range of current rating available (0.062A to 20A)
- Wide operating temperature range
- Low temperature derating
- RoHS compliant and Halogen Free

Agency Approvals

| AGENCY | AGENCY FILE NUMBER | AMPERE RANGE |
|--|--|-----------------------|
|  | E10480 | 6.3A - 20A |
|  | 29862 | 0.062A - 15A |
|  | NBK030205-E10480A/B NBK101105-E184655 | 1A - 5A 6.3A - 15A |
|  | E10480 | 0.062A - 5A |

Electrical Characteristics for Series

| % of Ampere Rating | Ampere Rating | Opening Time |
|--------------------|---------------|------------------|
| 100% | 0.062 – 20 | 4 hours, Minimum |
| 200% | 0.062 – 10 | 5 sec., Maximum |
| | 12 – 20 | 20 sec., Maximum |

Applications

- Notebook PC
- LCD/PDPTV
- LCD monitor
- LCD/PDP panel
- LCD backlight inverter
- Portable DVD player
- Power supply
- Networking
- PC server
- Cooling fan system
- Storage system
- Telecom system
- Wireless basestation
- White goods
- Game console
- Office Automation equipment
- Battery charging circuit protection
- Industrial equipment

Additional Information



Datasheet
451 Series



Resources
451 Series



Samples
451 Series



Datasheet
453 Series







Resources
453 Series



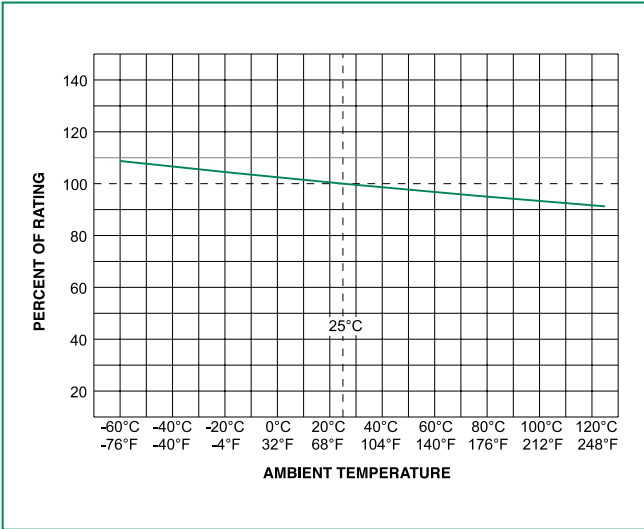
Samples
453 Series

Electrical Specifications by Item

| Ampere Rating (A) | Amp Code | Max Voltage Rating (V) | Interrupting Rating | Nominal Cold Resistance (Ohms) | Nominal Melting I ² t (A ² sec) | Agency Approvals | | | |
|-------------------|----------|------------------------|---|--------------------------------|---|---|---|---|---|
| | | | | | |  |  |  |  |
| 0.062 | .062 | 125 | 50A @125VAC/VDC 300A @32VDC PSE: 100A @100VAC | 5.5000 | 0.00019 | | x | | x |
| 0.080 | .080 | 125 | | 4.0500 | 0.00033 | | x | | x |
| 0.100 | .100 | 125 | | 3.1000 | 0.00138 | | x | | x |
| 0.125 | .125 | 125 | | 1.7000 | 0.00286 | | x | | x |
| 0.160 | .160 | 125 | | 1.2157 | 0.0048 | | x | | x |
| 0.200 | .200 | 125 | | 0.8372 | 0.0089 | | x | | x |
| 0.250 | .250 | 125 | | 0.5765 | 0.0158 | | x | | x |
| 0.315 | .315 | 125 | | 0.3918 | 0.0311 | | x | | x |
| 0.375 | .375 | 125 | | 0.4541 | 0.0442 | | x | | x |
| 0.400 | .400 | 125 | | 0.4233 | 0.0551 | | x | | x |
| 0.500 | .500 | 125 | | 0.3046 | 0.0824 | | x | | x |
| 0.630 | .630 | 125 | | 0.2022 | 0.1381 | | x | | x |
| 0.750 | .750 | 125 | | 0.1444 | 0.2143 | | x | | x |
| 0.800 | .800 | 125 | | 0.1355 | 0.2654 | | x | | x |
| 1.00 | .001 | 125 | | 0.0780 | 0.6029 | | x | x | x |
| 1.25 | 1.25 | 125 | | 0.0780 | 0.664 | | x | x | x |
| 1.50 | 01.5 | 125 | | 0.0630 | 0.853 | | x | x | x |
| 1.60 | 01.6 | 125 | 0.0580 | 1.060 | | x | x | x | |
| 2.00 | 002. | 125 | 50A @125VAC/VDC 10,000A @75VDC 300A @32VDC PSE: 100A @100VAC | 0.0367 | 0.530 | | x | x | x |
| 2.50 | 02.5 | 125 | | 0.0286 | 1.029 | | x | x | x |
| 3.00 | 003. | 125 | | 0.0227 | 1.650 | | x | x | x |
| 3.15 | 3.15 | 125 | | 0.0215 | 1.920 | | x | x | x |
| 3.50 | 03.5 | 125 | | 0.0200 | 2.469 | | x | x | x |
| 4.00 | 004. | 125 | | 0.0160 | 3.152 | | x | x | x |
| 5.00 | 005. | 125 | | 0.0125 | 5.566 | | x | x | x |
| 6.30 | 06.3 | 125 | 50A @125VAC/VDC 400A @32VDC PSE: 100A @100VAC | 0.0096 | 9.170 | x | x | x | |
| 7.00 | 007. | 125 | | 0.0090 | 10.32 | x | x | x | |
| 8.00 | 008. | 125 | | 0.0077 | 20.23 | x | x | x | |
| 10.0 | 010. | 125 | 35A @125 VAC/ 50A @125 VDC 400A @32 VDC PSE: 100A @100VAC | 0.0056 | 26.46 | x | x | x | |
| 12.0 | 012. | 65 | 150A @65VDC 100A @65VAC 400A @32VDC | 0.0049 | 47.97 | x | x | x | |
| 15.0 | 015. | 65 | | 0.0037 | 97.82 | x | x | x | |
| 20.0 | 020. | 65 | | 0.00244 | 154 | x | | | |

Notes:
 - I²t calculated at 8ms.
 - Resistance is measured at 10% of rated current, 25°C

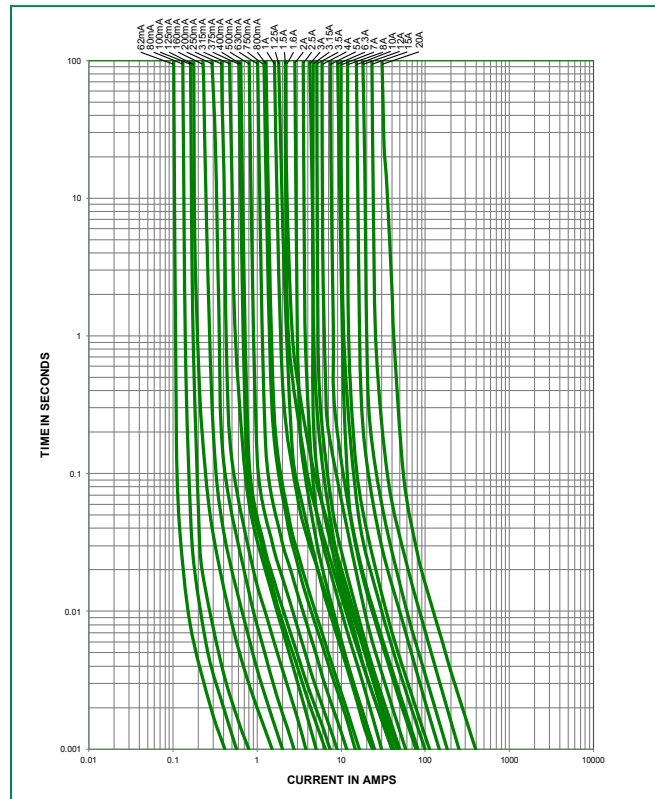
Temperature Re-rating Curve



Note:

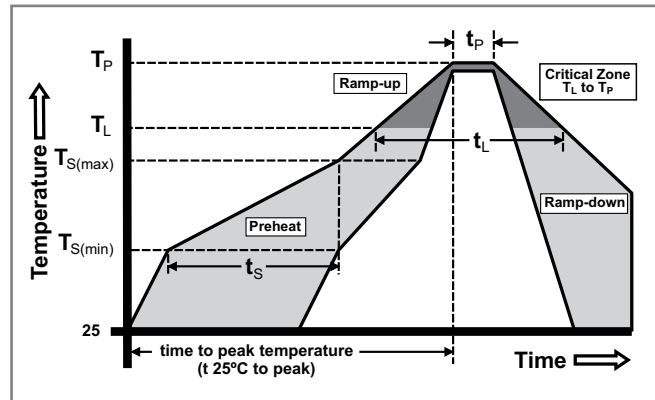
1. Rerating depicted in this curve is in addition to the standard derating of 25% for continuous operation.

Average Time Current Curves



Soldering Parameters

| | | |
|--|------------------------------------|---|
| Reflow Condition | | Pb – Free assembly |
| Pre Heat | - Temperature Min ($T_{s(min)}$) | 150°C |
| | - Temperature Max ($T_{s(max)}$) | 200°C |
| | - Time (Min to Max) (t_s) | 60 – 120 secs |
| Average ramp up rate (Liquidus Temp (T_L) to peak) | | 5°C/second max. |
| $T_{s(max)}$ to T_L - Ramp-up Rate | | 5°C/second max. |
| Reflow | - Temperature (T_L) (Liquidus) | 217°C |
| | - Temperature (t_l) | 60 – 90 seconds |
| Peak Temperature (T_p) | | 260 ^{+0/-5} °C |
| Time within 5°C of actual peak Temperature (t_p) | | 20 – 40 seconds |
| Ramp-down Rate | | 5°C/second max. |
| Time 25°C to peak Temperature (T_p) | | 8 minutes max. |
| Do not exceed | | 260°C |
| Wave Soldering Parameters | | 260°C Peak Temperature, 10 seconds max. |

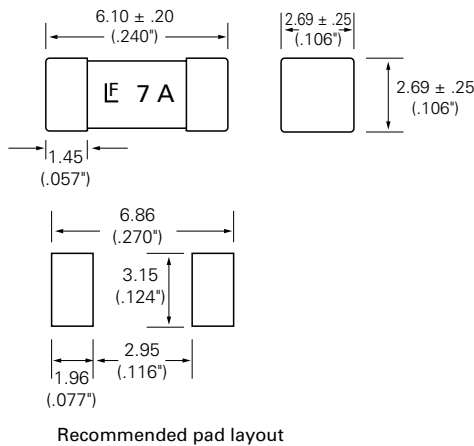


Product Characteristics

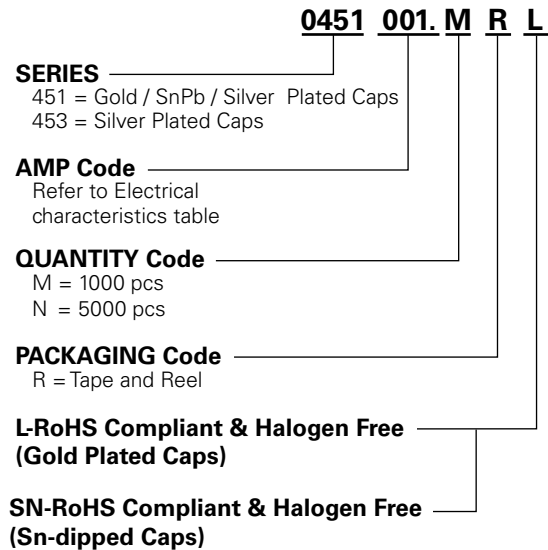
| | |
|--|--|
| Materials | Body: Ceramic Terminations: Gold-Plated Caps / Sn-dipped Silver Plated Caps (451 RoHS/HF series) SnPb Plated Caps (for 451 Non-RoHS series, 375mA-15A) Silver-plated Caps (451MR RoHS ratings below 375mA and 453 RoHS Series) |
| Product Marking | Brand, Ampere Rating |
| Operating Temperature | -55°C to 125°C |
| Moisture Sensitivity Level | Level 1, J-STD-020 |
| Solderability | MIL-STD-202, Method 208 |
| Insulation Resistance (after Opening) | MIL-STD-202, Method 302, Test Condition A (10,000 ohms minimum) |

| | |
|-------------------------------------|---|
| Thermal Shock | MIL-STD-202, Method 107, Test Condition B, 5 cycles, -65°C / +125°C, 15 minutes @ each extreme |
| Mechanical Shock | MIL-STD-202, Method 213, Test I: Deenergized. 100G's pk amplitude, sawtooth wave 6ms duration, 3 cycles XYZ+xyz = 18 shocks |
| Vibration | MIL-STD-202, Method 201: 0.03" amplitude, 10-55 Hz in 1 min. 2hrs each XYZ=6hrs |
| Moisture Resistance | MIL-STD-202, Method 106, 10 cycles |
| Salt Spray | MIL-STD-202, Method 101, Test Condition B (48hrs) |
| Resistance to Soldering Heat | MIL-STD-202, Method 210, Test condition B (10 sec at 260°C) |

Dimensions



Part Numbering System



NOTE: "L" suffix applies to 451 series only

- 451 series may be ordered as either "RoHS and HF" ("L" suffix) or non-RoHS (no suffix) version.
- 453 series is available only as RoHS compliant version and does not require "L" suffix. Please do not include "L" suffix within 453 series ordering instructions.

Packaging

| Packaging Option | Packaging Specification | Quantity | Quantity & Packaging Code |
|--------------------|--------------------------------|----------|---------------------------|
| 12mm Tape and Reel | EIA RS-481-2 (IEC 286, part 3) | 5000 | NR |
| 12mm Tape and Reel | EIA RS-481-2 (IEC 286, part 3) | 1000 | MR |

Mouser Electronics

Authorized Distributor

Click to View Pricing, Inventory, Delivery & Lifecycle Information:

Littelfuse:

[04531.25](#) [0451012.MRL](#) [0451.062MR](#) [0451.630MR](#) [0453.400MR](#) [0451.500NR](#) [451.500R](#) [045301.6MR](#)
[0451.400MRL](#) [0451.160MR](#) [0453008.MR](#) [0451004.NR](#) [0451.200MRL](#) [0451.800MR](#) [0453.375MR](#) [0453001.MR](#)
[0451004.MR](#) [0453005.MR](#) [0451.315MR](#) [0451.160MRL](#) [0451010.MRL](#) [0453002.MR](#) [0451.100MRL](#) [045103.5NR](#)
[0451.375MR](#) [0451004.MRL](#) [0451.125MR](#) [045101.6MRL](#) [0453.800MR](#) [0451.750MRL](#) [045102.5NR](#) [0451.062MRL](#)
[0451.375NR](#) [04513.15MRL](#) [0451003.NR](#) [045302.5MR](#) [045306.3MR](#) [0451005.MR](#) [0451015.MR](#) [0453.750MR](#)
[04511.25MR](#) [04513.15MR](#) [045102.5MR](#) [0451.080MR](#) [045101.6MR](#) [045106.3MR](#) [0451.375MRL](#) [0451.250NR](#)
[0451003.MR](#) [0451012.NR](#) [0451.125MRL](#) [0451001.MR](#) [0451.315MRL](#) [0451001.NR](#) [453007.](#) [0451.500MR](#)
[0453001.](#) [0453002.](#) [0453003.](#) [0453004.](#) [0453005.](#) [0453007.](#) [0453008.](#) [0453010.](#) [0453015.](#) [045302.5](#) [045306.3](#)
[0453.630](#) [0453.062MR](#) [0453.080MR](#) [0453.100MR](#) [0453.125MR](#) [0453010.MR](#) [045103.5MR](#) [0451007.MR](#)
[0451008.MRL](#) [0451005.MRL](#) [0451001.MRL](#) [0451.500MRL](#) [0451.750MR](#) [0451015.MRL](#) [0453015.MR](#) [045101.5NR](#)
[045103.5MRL](#) [04531.25MR](#) [0451005.NR](#) [0451.750NR](#) [0451.800MRL](#) [045102.5MRL](#) [0451.100MR](#) [045101.5MR](#)
[0451.160NR](#) [0451002.NR](#) [045101.5MRL](#) [04511.25MRL](#) [0451010.MR](#) [0453003.MR](#) [0451.630MRL](#) [0451.400MR](#)
[0451008.MR](#)