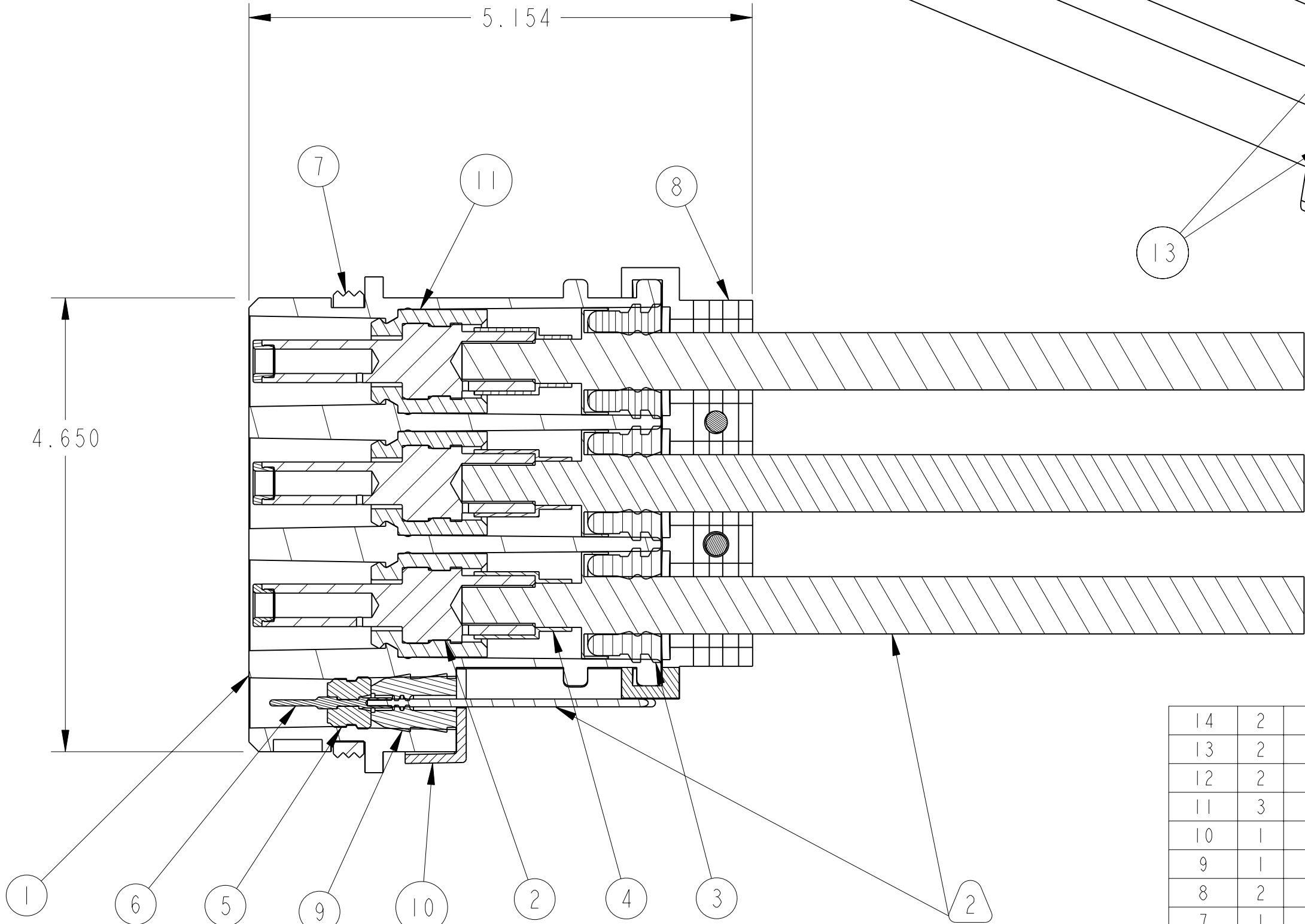
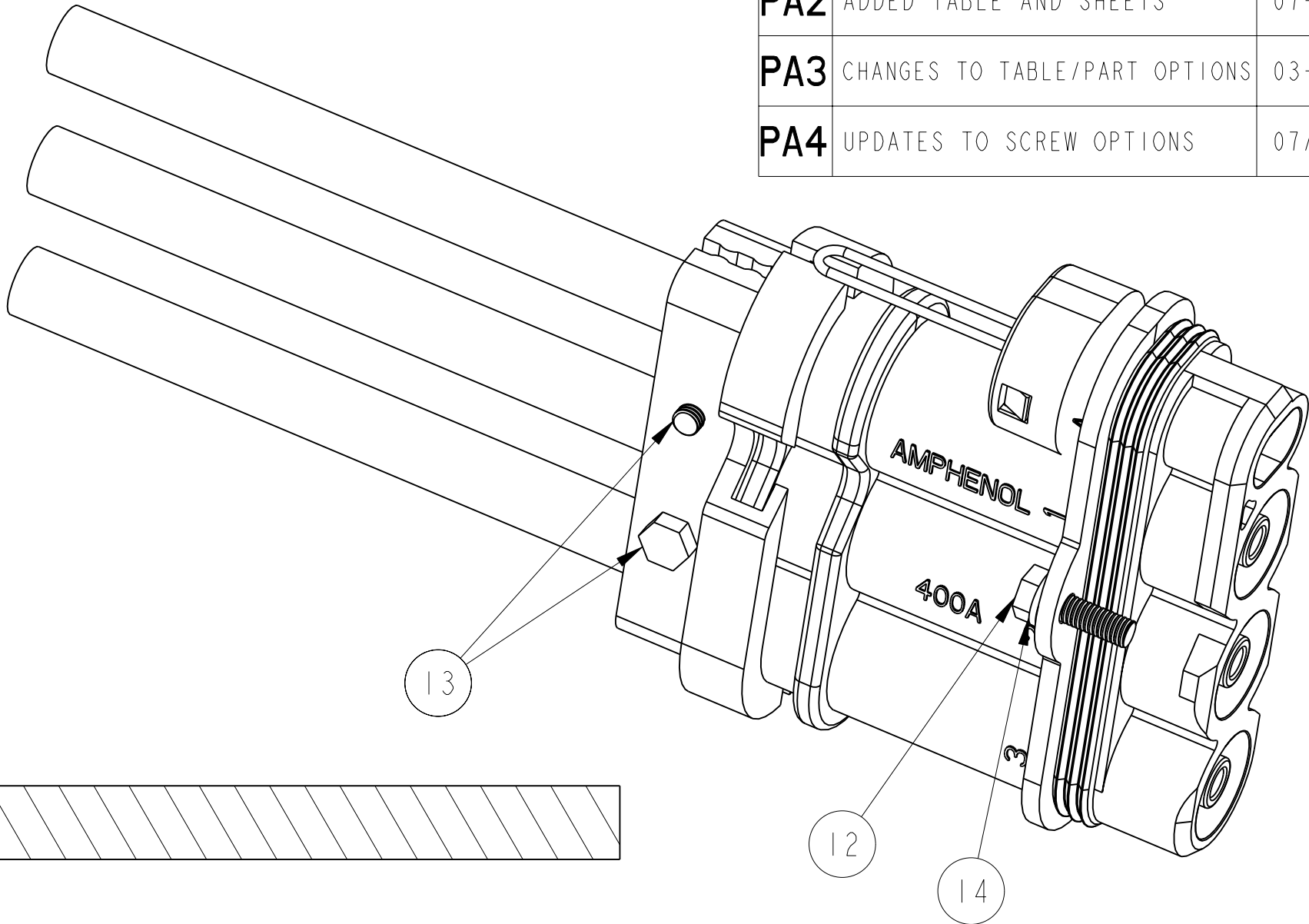


10-643579		
DOCUMENT NO.		
LTR	DESCRIPTION	DATE
PA2	ADDED TABLE AND SHEETS	07-19-10
PA3	CHANGES TO TABLE/PART OPTIONS	03-17-11
PA4	UPDATES TO SCREW OPTIONS	07/01/11



SECTION A-A

14	2	10-643751-000	LOCK WASHER - M6	
13	2	10-643752	SCREW M6x1 - 30mm LONG	4
12	2	10-643758	SCREW M6x1 - 20mm LONG	4
11	3	10-643730-000	11.1mm PIN INSULATION	
10	1	10-643757-000	SIGNAL GROMMET COVER	
9	1	10-643754-000	SIGNAL GROMMET	
8	2	SEE TABLE	CABLE CLAMP	1
7	1	10-643742-000	BARREL SEAL	
6	2	10-040557-000	SIGNAL CONTACT, SIZE 16	
5	1	10-643738-000	SIGNAL CONTACT INSERT	
4	SEE NOTE 3	SEE TABLE	HEAT SHRINK TUBING	1/3
3	3	SEE TABLE	POWER CABLE GROMMET	1
2	3	SEE TABLE	11.1mm PIN CONTACT ASSM	1
1	1	SEE TABLE	PLUG SHELL	1
POS	QTY	PART NUMBER	DESCRIPTION	NOTE

4. SUFFIX "-001" DICTATES HEX HEAD SCREW AND "-002" FOR SOCKET CAP SCREW
3. SHRINK TUBE (ITEM #4) TO BE CUT TO (3) 1.00" LENGTHS. TOTAL LENGTH USED PER ASSEMBLY IS 3.00" OR .25FT
2. WIRE TO BE PROVIDED BY CUSTOMER.
1. SEE PAGE 3 FOR PLUG ASSEMBLY OPTIONS AND PART NUMBER VARIATIONS.

NOTES:

THE USE OF THIS DOCUMENT IS UNLIMITED. HOWEVER, DOCUMENTS REFERENCED HEREON MAY CONTAIN LIMITED RIGHTS DATA.

PRO/ENGINEER INFORMATION	
N/A	Pro/e Model Used:
N/A	10-643579.ASSEM
	Drawing Name:
	10-643579

UNLESS OTHERWISE SPECIFIED	SPECIFICATIONS
LINEAR DIMENSIONS ARE IN INCHES TOLERANCES: .XXXX = ±.0005 ANGLES= ±2° .XXX = ±.010 .XX = ±.03 .X = ±.1	MATERIAL SPEC. N/A
DIM.& TOL. PER ASME Y14.5M; DRM PER MIL-DTL-31000; OTHER Amphenol Sds. PER 9-3800	PROCESS SPEC. N/A
LEGENDS: =FLAG NOTE CALL OUT REFERENCE ONLY	

PARTS LIST			
APPROVALS		DATE	AMPHENOL CORPORATION 40-60 DELAWARE AVENUE SIDNEY, N.Y. 13838
PREPARED BY R. BALDWIN		03-17-11	
ENGINEER IN CHARGE A. POLISHAK			
DESIGN MANAGER S. FITZGERALD			
DESIGN ACTIVITY GROUP C & I			
THIRD ANGLE PROJECTION		PLUG ASSEMBLY 400A - ePower 3-PIN	
SIZE C	CAGE CODE 77820	DOCUMENT NO. 10-643579	REV. PA4
SCALE: 0.9 REF:			SHEET 1 OF 6

4

3

2

7

5

6

9

10

8

13

3

4

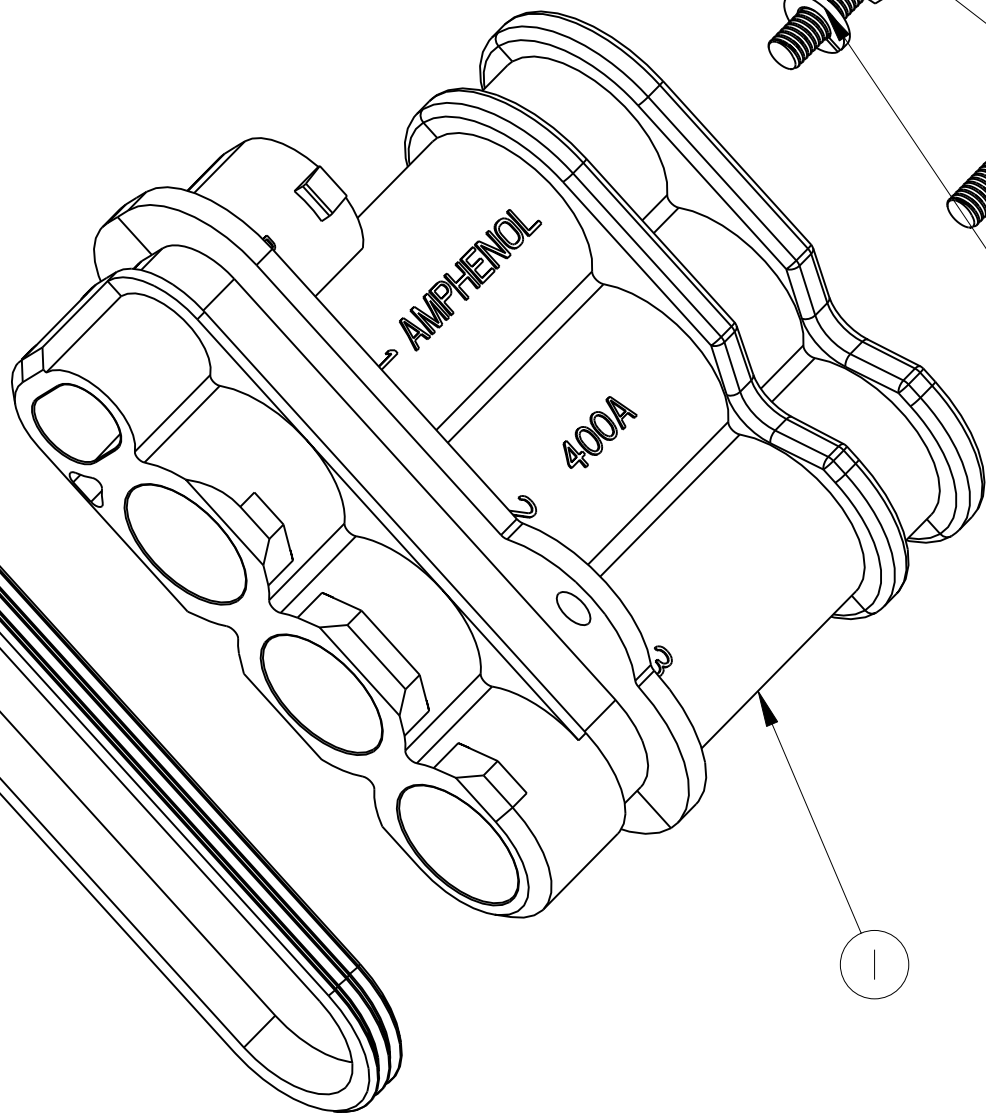
2

12

11

14

1



THE USE OF THIS DOCUMENT IS UNLIMITED.
HOWEVER, DOCUMENTS REFERENCED HEREON
MAY CONTAIN LIMITED RIGHTS DATA.

3

2

1

A

10-643579

SHEET 2 OF 6

REV.

PA4

C

D

FORMAT: C-ULE-REV. B

B

C

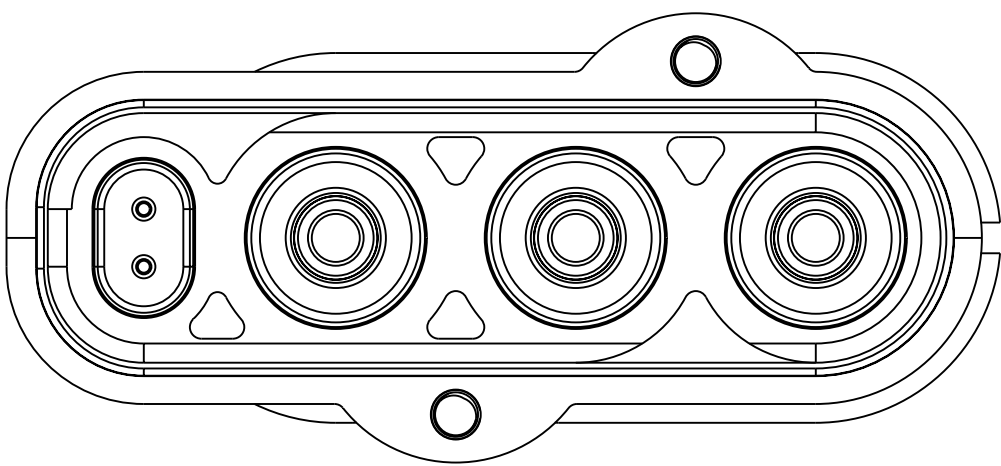
REV.

PA4

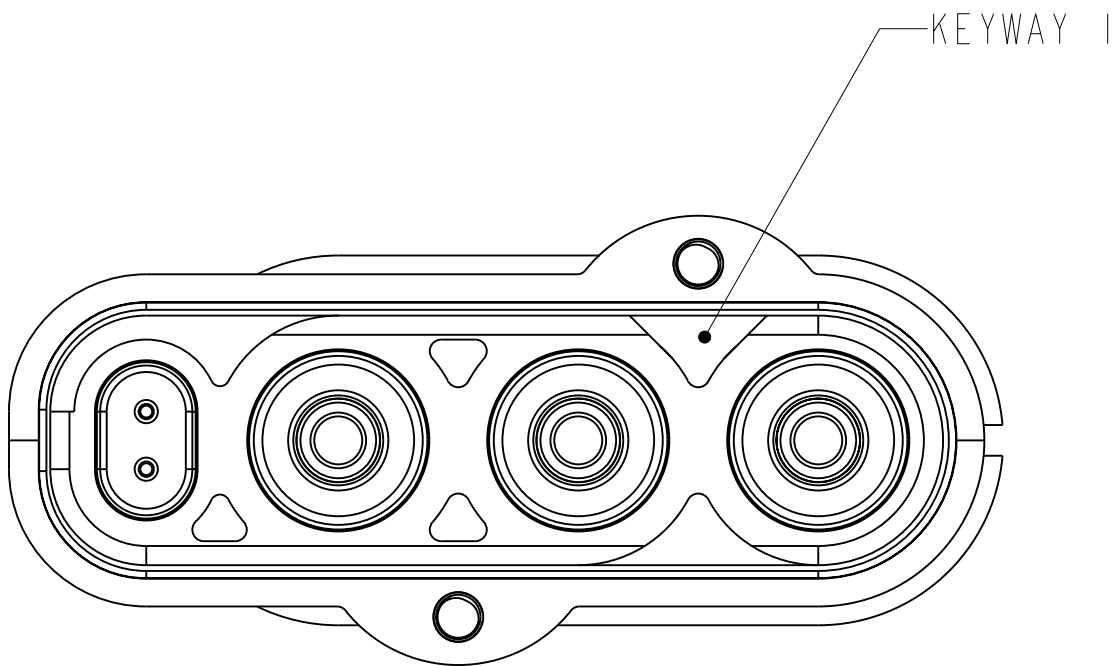
SHEET 2 OF 6

10-643579

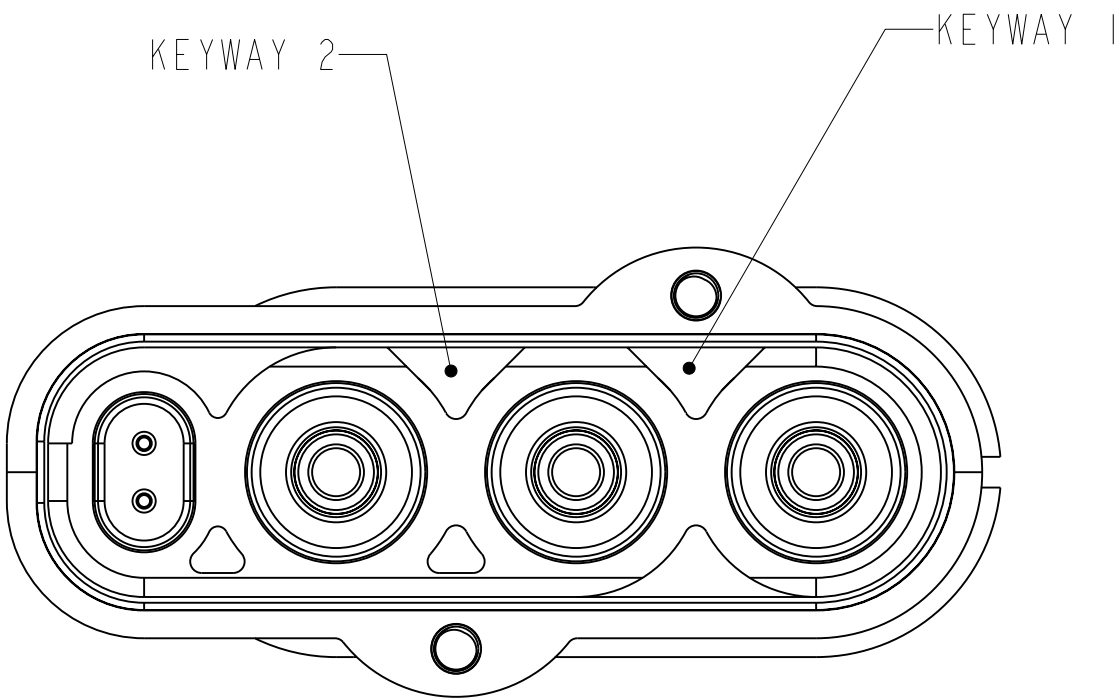
DOCUMENT NO.



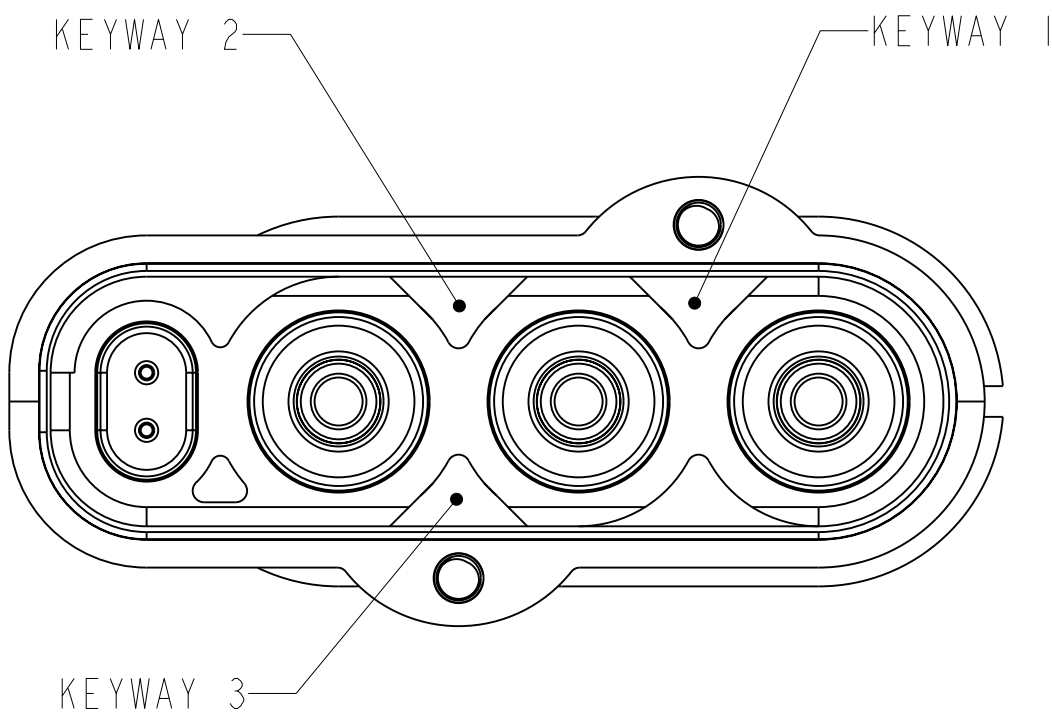
KEY OPTION 1
NO KEYWAYS OPEN



KEY OPTION 2
KEYWAY 1 OPEN

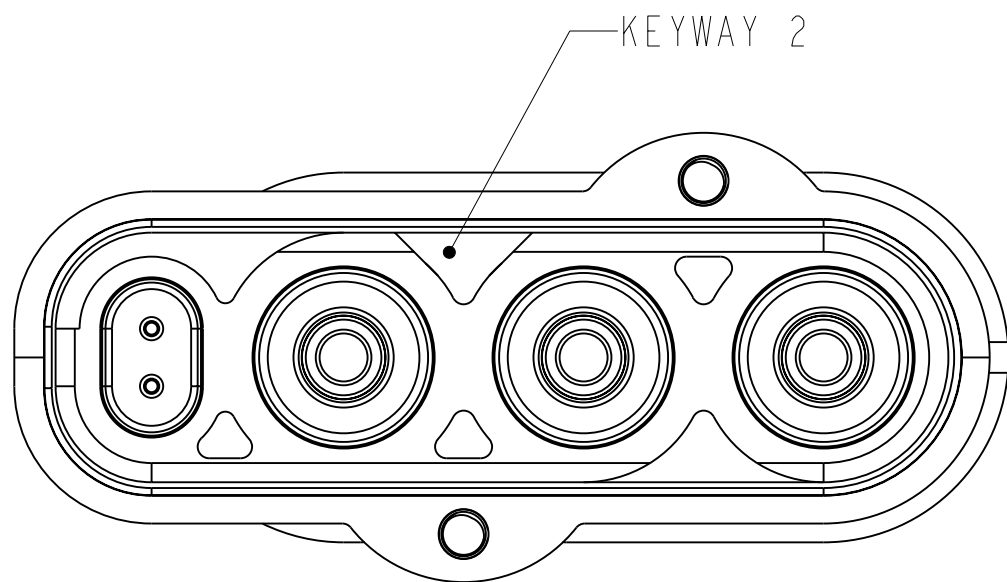


KEY OPTION 3
KEYWAYS 1 AND 2 OPEN

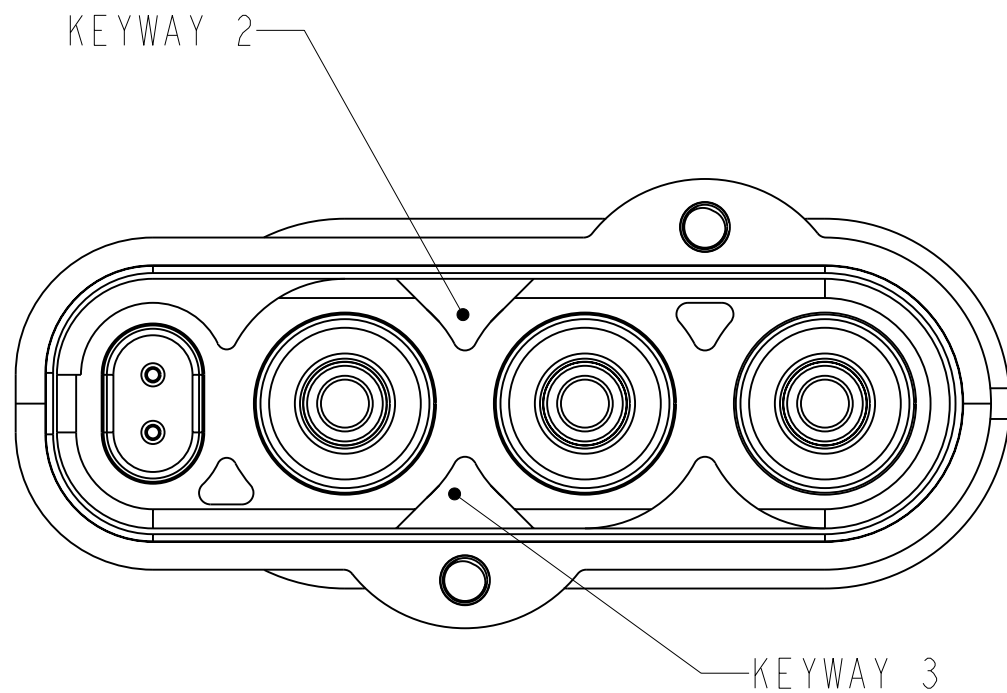


KEY OPTION 4
KEYWAYS 1, 2, AND 3 OPEN

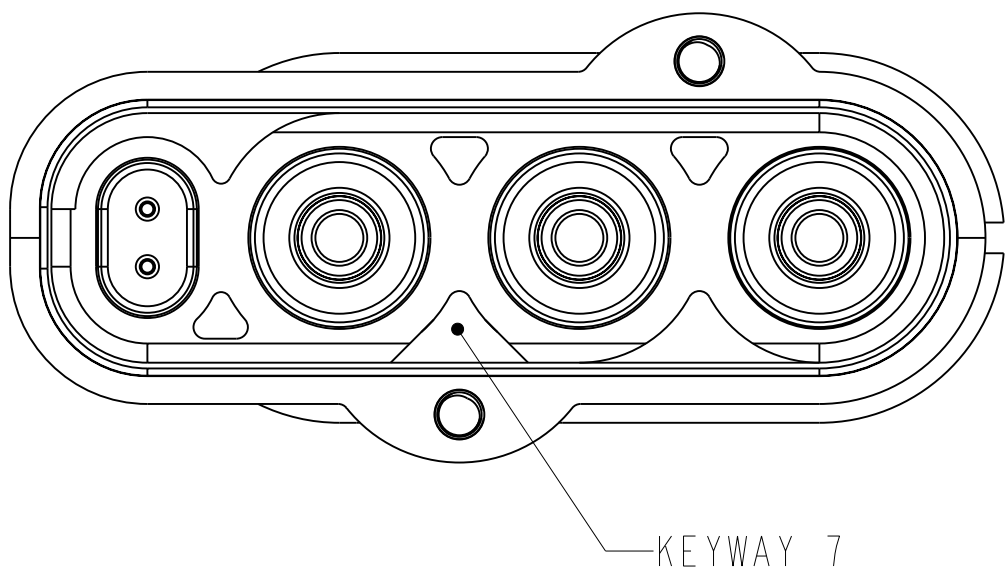
THE USE OF THIS DOCUMENT IS UNLIMITED.
HOWEVER, DOCUMENTS REFERENCED HEREON
MAY CONTAIN LIMITED RIGHTS DATA.



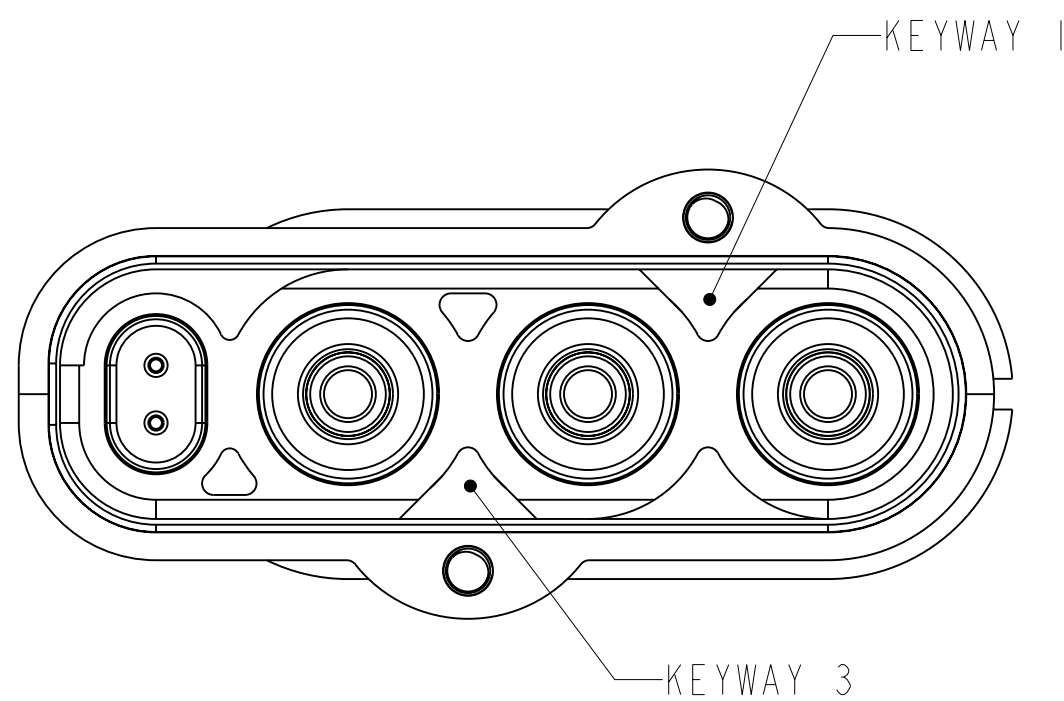
KEY OPTION 5
KEYWAY 2 OPEN



KEY OPTION 6
KEYWAYS 2 AND 3 OPEN



KEY OPTION 7
KEYWAY 3 OPEN



KEY OPTION 8
KEYWAYS 1 AND 3 OPEN

THE USE OF THIS DOCUMENT IS UNLIMITED.
HOWEVER, DOCUMENTS REFERENCED HEREON
MAY CONTAIN LIMITED RIGHTS DATA.

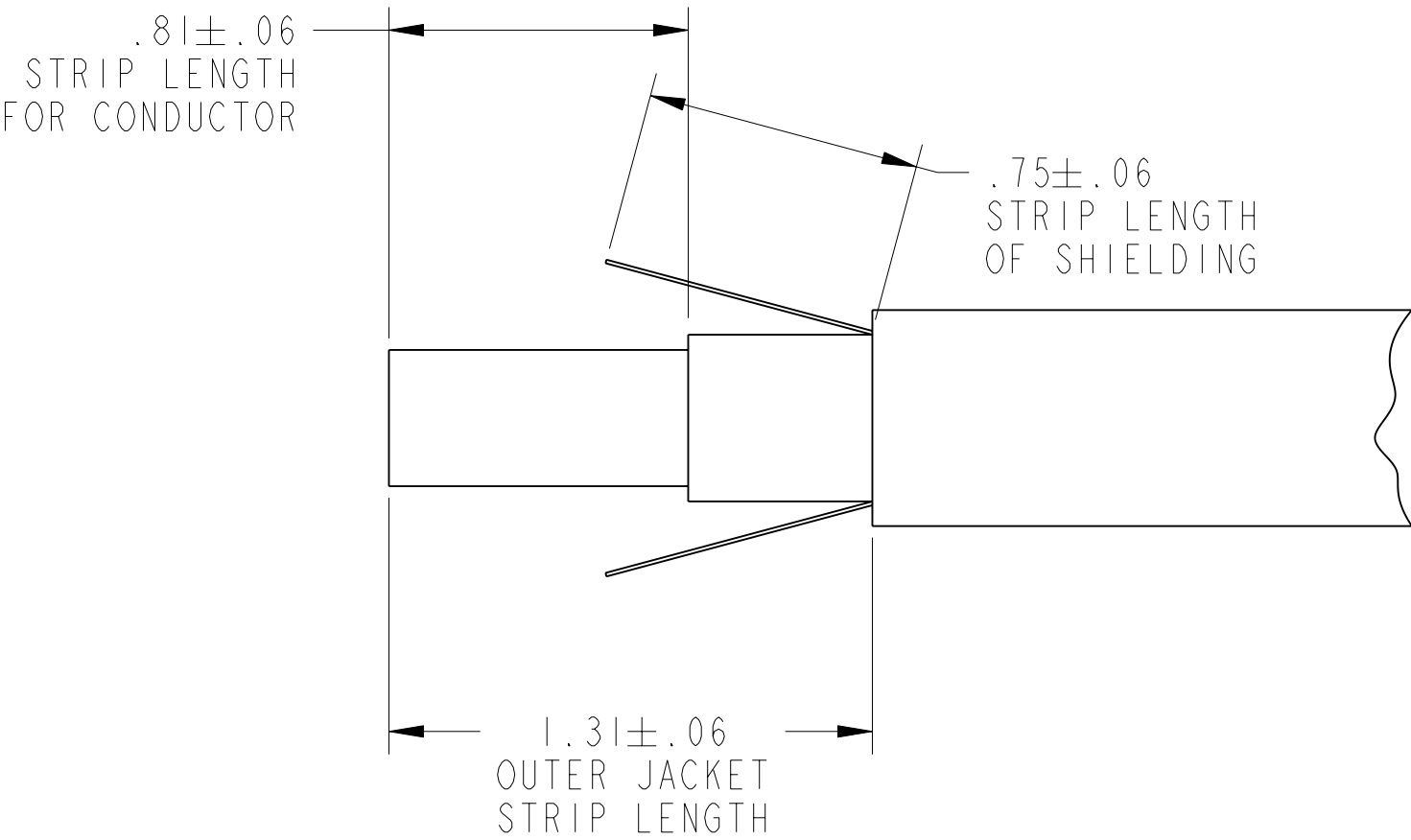
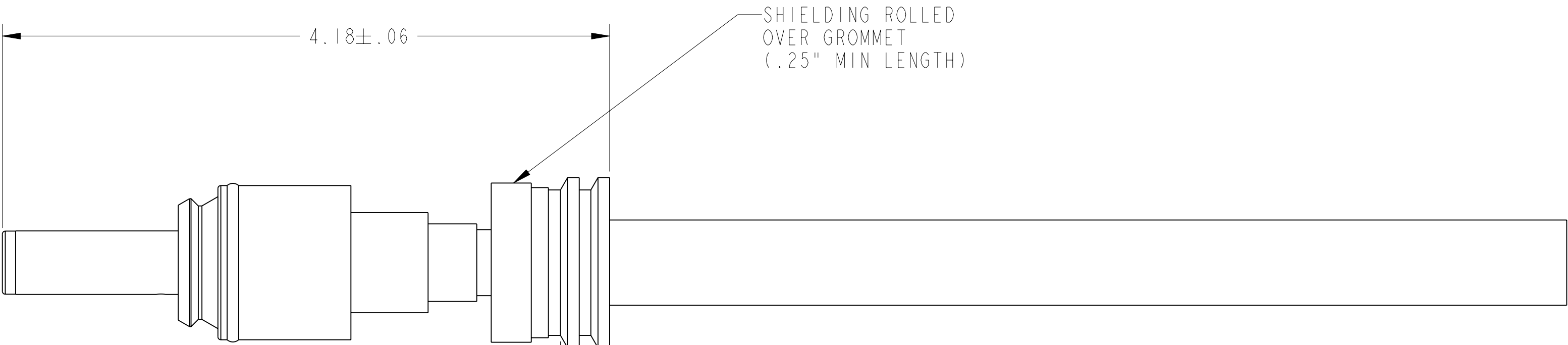
SIZE	CAGE CODE	DOCUMENT NO.	REV.
C	77820	10-643579	PA4
SCALE: 0.9		REF:	SHEET 5 OF 6

2

3

4

WIRE/CONTACT ASSEMBLY FOR CUSTOMER REFERENCE



THE USE OF THIS DOCUMENT IS UNLIMITED.
HOWEVER, DOCUMENTS REFERENCED HEREON
MAY CONTAIN LIMITED RIGHTS DATA.

3

2

1

D

C

B

A

REV.

PA4

10-643579

DOCUMENT NO.

SHEET 6 OF 6

Mouser Electronics

Authorized Distributor

Click to View Pricing, Inventory, Delivery & Lifecycle Information:

[Amphenol:](#)

[10-643579-211](#)