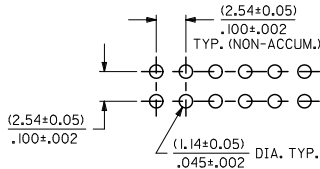
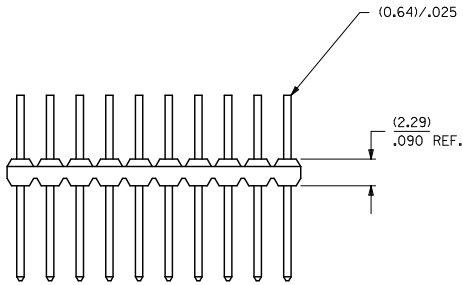
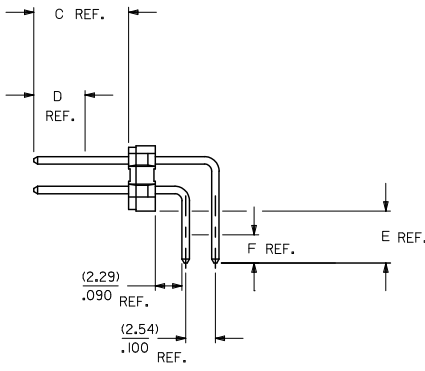
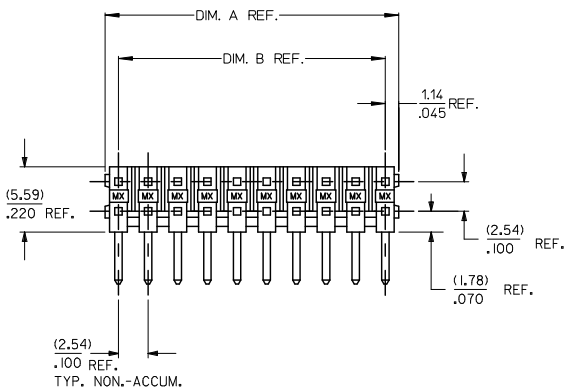


13 12 11 10 9 8 7 6 5 4 3 2 1



RECOMMENDED P.C. BOARD HOLE LAYOUT

| CKT. SIZE | DIM. A | | DIM. B | |
|-----------|--------|-------|--------|-------|
| | MM | INCH | MM | INCH |
| 04 | 4.83 | .190 | 2.54 | .100 |
| 06 | 7.37 | .290 | 5.08 | .200 |
| 08 | 9.91 | .390 | 7.62 | .300 |
| 10 | 12.45 | .490 | 10.16 | .400 |
| 12 | 14.99 | .590 | 12.70 | .500 |
| 14 | 17.53 | .690 | 15.24 | .600 |
| 16 | 20.07 | .790 | 17.78 | .700 |
| 18 | 22.61 | .890 | 20.32 | .800 |
| 20 | 25.15 | .990 | 22.86 | .900 |
| 22 | 27.69 | 1.090 | 25.40 | 1.000 |
| 24 | 30.23 | 1.190 | 27.94 | 1.100 |
| 26 | 32.77 | 1.290 | 30.48 | 1.200 |
| 28 | 35.31 | 1.390 | 33.02 | 1.300 |
| 30 | 37.85 | 1.490 | 35.56 | 1.400 |



- NOTES:
- MATERIAL: WAFER - GLASS FILLED POLYESTER, 94V-0, COLOR: BLACK. PINS - COPPER ALLOY
 - FINISH:
 - TIN - 0.00381/0.00150 MINIMUM TIN OVER 0.00127/0.00050 MINIMUM NICKEL OVERALL.
 - 15 GOLD - 0.00038/0.00015 MINIMUM GOLD PLATE IN SELECTED AREA AND 0.00191/0.00075 MINIMUM TIN IN SELECTED AREA OVER 0.00127/0.00050 MINIMUM NICKEL OVERALL.
 - 30 GOLD - 0.00076/0.00030 MINIMUM GOLD PLATE IN SELECTED AREA AND 0.00191/0.00075 MINIMUM TIN IN SELECTED AREA OVER 0.00121/0.00050 MINIMUM NICKEL OVERALL.
 - PRODUCT SPECIFICATION: PS-70216.
 - PACKAGING SPECIFICATION: FOR 4 THROUGH 8 CIRCUIT PARTS USE PK-70873-0353. FOR 10 CIRCUITS AND OVER USE PK-70873-0075.
 - PIN PUSHOUT FORCE: 4 LBS. MINIMUM.
 - FOR ILLUSTRATION PURPOSES, 20 (DUAL 10) CIRCUIT SIZE WAFER IS SHOWN.
 - PINS MUST MEET SOLDERABILITY SPEC. NO. 152.
 - WAFER TO BE FLAT WITHIN (0.03 MM/CM) OR .003 IN./IN.
 - FOR ASSEMBLIES WITH VOIDED PINS, CONTACT MOLEX SALES REPRESENTATIVE.
 - THIS PART CONFORMS TO CLASS B REQUIREMENTS OF COSMETIC SPECIFICATION PS-45499-002.

| | | | | | | | | |
|--|--------------------------------------|--|------------|---|--------------|--|------------------------|--|
| MOLEX PIN MATERIAL EC NO. UEP201-0305 DRWNS IBARRA 20/10/08/25 CHK:DMORGAN 20/10/08/25 APPR:SHILLER | QUALITY SYMBOLS ∇=0 ∇=0 ∇=0 | GENERAL TOLERANCES (UNLESS SPECIFIED) | | DIMENSION STYLE | SCALE | DESIGN UNITS | THIRD ANGLE PROJECTION | |
| | | mm | INCH | MM/IN | 4:1 | INCH | | |
| | | 4 PLACES ±.005 ±.005 | | DRAWN BY | DATE | TITLE | | |
| | | 3 PLACES ±.005 ±.005 | | RCB | 1994/05/18 | RT. ANG. WAFER ASS'Y 2.54/.100 GRID, DUAL ROW BREAKAWAY 0.64/.025 PINS | | |
| 2 PLACES ±0.13 ±.01 | | RCB | 1994/05/18 | APPROVED BY | DATE | | | |
| 1 PLACE ±0.25 ±.01 | | SMILLER | 2010/10/06 | MOLEX INCORPORATED | | | | |
| ANGULAR ±1/2° | | DRAFT WHERE APPLICABLE MUST REMAIN WITHIN DIMENSIONS | | SEE TABLE | SD-70216-001 | SHEET NO. 1 OF 4 | | |
| | | | | THIS DRAWING CONTAINS INFORMATION THAT IS PROPRIETARY TO MOLEX INCORPORATED AND SHOULD NOT BE USED WITHOUT WRITTEN PERMISSION | | | | |

12 11 10 9 8 7 6 5 4 3 2 1

| ENG. NO: A-70216-0079/0092 | | | ENG. NO: A-70216-0118/0131 | | | ENG. NO: A-70216-0235/0248 | | |
|----------------------------|------------|----------------------|----------------------------|------------|----------------------|----------------------------|------------|----------------------|
| DIM. C | | (6.10)/.240 | DIM. C | | (8.13)/.320 | DIM. C | | (6.10)/.240 |
| DIM. E (REF.) | | (2.79)/.110 | DIM. E (REF.) | | (2.79)/.110 | DIM. E (REF.) | | (2.79)/.110 |
| FINISH | | TIN | FINISH | | TIN | FINISH | | 15 GOLD |
| CONNECTOR END PLATING | | TIN | CONNECTOR END PLATING | | TIN | CONNECTOR END PLATING | | GOLD |
| DIM. D (MEASURE PT.) | | (2.54)/.100 | DIM. D (MEASURE PT.) | | (4.57)/.180 | DIM. D (MEASURE PT.) | | (2.54)/.100 |
| P.C. BOARD END PLATING | | TIN | P.C. BOARD END PLATING | | TIN | P.C. BOARD END PLATING | | TIN |
| DIM. F (MEASURE PT.) | | (1.27)/.050 | DIM. F (MEASURE PT.) | | (1.27)/.050 | DIM. F (MEASURE PT.) | | (1.27)/.050 |
| PACKAGING | | SEE NOTE 4 ON SHT. 1 | PACKAGING | | SEE NOTE 4 ON SHT. 1 | PACKAGING | | SEE NOTE 4 ON SHT. 1 |
| CKTS | EDP NUMBER | ENG. NUMBER | CKTS | EDP NUMBER | ENG. NUMBER | CKTS | EDP NUMBER | ENG. NUMBER |
| 04 | 10-88-3041 | A-70216-0079 | 04 | 10-88-3042 | A-70216-0118 | 04 | 10-89-4042 | A-70216-0235 |
| 06 | 10-88-3061 | A-70216-0080 | 06 | 10-88-3062 | A-70216-0119 | 06 | 10-89-4062 | A-70216-0236 |
| 08 | 10-88-3081 | A-70216-0081 | 08 | 10-88-3082 | A-70216-0120 | 08 | 10-89-4082 | A-70216-0237 |
| 10 | 10-88-3101 | A-70216-0082 | 10 | 10-88-3102 | A-70216-0121 | 10 | 10-89-4102 | A-70216-0238 |
| 12 | 10-88-3121 | A-70216-0083 | 12 | 10-88-3122 | A-70216-0122 | 12 | 10-89-4122 | A-70216-0239 |
| 14 | 10-88-3141 | A-70216-0084 | 14 | 10-88-3142 | A-70216-0123 | 14 | 10-89-4142 | A-70216-0240 |
| 16 | 10-88-3161 | A-70216-0085 | 16 | 10-88-3162 | A-70216-0124 | 16 | 10-89-4162 | A-70216-0241 |
| 18 | 10-88-3181 | A-70216-0086 | 18 | 10-88-3182 | A-70216-0125 | 18 | 10-89-4182 | A-70216-0242 |
| 20 | 10-88-3201 | A-70216-0087 | 20 | 10-88-3202 | A-70216-0126 | 20 | 10-89-4202 | A-70216-0243 |
| 22 | 10-88-3221 | A-70216-0088 | 22 | 10-88-3222 | A-70216-0127 | 22 | 10-89-4222 | A-70216-0244 |
| 24 | 10-88-3241 | A-70216-0089 | 24 | 10-88-3242 | A-70216-0128 | 24 | 10-89-4242 | A-70216-0245 |
| 26 | 10-88-3261 | A-70216-0090 | 26 | 10-88-3262 | A-70216-0129 | 26 | 10-89-4262 | A-70216-0246 |
| 28 | 10-88-3281 | A-70216-0091 | 28 | 10-88-3282 | A-70216-0130 | 28 | 10-89-4282 | A-70216-0247 |
| 30 | 10-88-3301 | A-70216-0092 | 30 | 10-88-3302 | A-70216-0131 | 30 | 10-89-4302 | A-70216-0248 |

| | | | |
|---|---|--|-------------------------------|
| REV: A1 | ECR/ECN INFORMATION | TITLE: RT. ANG. WAFER ASS'Y 2.54/.100 GRID, DUAL ROW BREAKAWAY 0.64/.025 PINS | SHEET No. - 2 - |
| | EC No: UCP2007-1509 | | |
| | DATE: 2006-12-18 | | |
| DOCUMENT NUMBER: SD-70216-001 | CREATED / REVISED BY: PRIDDER | CHECKED BY: ADERR | APPROVED BY: FSMITH |

| ENG. NO: A-70216-0274/0287 | | | ENG. NO: A-70216-0391/0404 | | | ENG. NO: A-70216-0430/0443 | | |
|----------------------------|------------|----------------------|----------------------------|------------|----------------------|----------------------------|------------|----------------------|
| DIM. C | | (8.13)/.320 | DIM. C | | (6.10)/.240 | DIM. C | | (8.13)/.320 |
| DIM. E (REF.) | | (2.79)/.110 | DIM. E (REF.) | | (2.79)/.110 | DIM. E (REF.) | | (2.79)/.110 |
| FINISH | | 15 GOLD | FINISH | | 30 GOLD | FINISH | | 30 GOLD |
| CONNECTOR END PLATING | | GOLD | CONNECTOR END PLATING | | GOLD | CONNECTOR END PLATING | | GOLD |
| DIM. D (MEASURE PT.) | | (4.57)/.180 | DIM. D (MEASURE PT.) | | (2.54)/.100 | DIM. D (MEASURE PT.) | | (4.57)/.180 |
| P.C. BOARD END PLATING | | TIN | P.C. BOARD END PLATING | | TIN | P.C. BOARD END PLATING | | TIN |
| DIM. F (MEASURE PT.) | | (1.27)/.050 | DIM. F (MEASURE PT.) | | (1.27)/.050 | DIM. F (MEASURE PT.) | | (1.27)/.050 |
| PACKAGING | | SEE NOTE 4 ON SHT. 1 | PACKAGING | | SEE NOTE 4 ON SHT. 1 | PACKAGING | | SEE NOTE 4 ON SHT. 1 |
| CKTS | EDP NUMBER | ENG. NUMBER | CKTS | EDP NUMBER | ENG. NUMBER | CKTS | EDP NUMBER | ENG. NUMBER |
| 04 | 10-89-4043 | A-70216-0274 | 04 | 10-89-4046 | A-70216-0391 | 04 | 10-89-4047 | A-70216-0430 |
| 06 | 10-89-4063 | A-70216-0275 | 06 | 10-89-4066 | A-70216-0392 | 06 | 10-89-4067 | A-70216-0431 |
| 08 | 10-89-4083 | A-70216-0276 | 08 | 10-89-4086 | A-70216-0393 | 08 | 10-89-4087 | A-70216-0432 |
| 10 | 10-89-4103 | A-70216-0277 | 10 | 10-89-4106 | A-70216-0394 | 10 | 10-89-4107 | A-70216-0433 |
| 12 | 10-89-4123 | A-70216-0278 | 12 | 10-89-4126 | A-70216-0395 | 12 | 10-89-4127 | A-70216-0434 |
| 14 | 10-89-4143 | A-70216-0279 | 14 | 10-89-4146 | A-70216-0396 | 14 | 10-89-4147 | A-70216-0435 |
| 16 | 10-89-4163 | A-70216-0280 | 16 | 10-89-4166 | A-70216-0397 | 16 | 10-89-4167 | A-70216-0436 |
| 18 | 10-89-4183 | A-70216-0281 | 18 | 10-89-4186 | A-70216-0398 | 18 | 10-89-4187 | A-70216-0437 |
| 20 | 10-89-4203 | A-70216-0282 | 20 | 10-89-4206 | A-70216-0399 | 20 | 10-89-4207 | A-70216-0438 |
| 22 | 10-89-4223 | A-70216-0283 | 22 | 10-89-4226 | A-70216-0400 | 22 | 10-89-4227 | A-70216-0439 |
| 24 | 10-89-4243 | A-70216-0284 | 24 | 10-89-4246 | A-70216-0401 | 24 | 10-89-4247 | A-70216-0440 |
| 26 | 10-89-4263 | A-70216-0285 | 26 | 10-89-4266 | A-70216-0402 | 26 | 10-89-4267 | A-70216-0441 |
| 28 | 10-89-4283 | A-70216-0286 | 28 | 10-89-4286 | A-70216-0403 | 28 | 10-89-4287 | A-70216-0442 |
| 30 | 10-89-4303 | A-70216-0287 | 30 | 10-89-4306 | A-70216-0404 | 30 | 10-89-4307 | A-70216-0443 |

| | | | |
|---|---|--|-------------------------------|
| REV: A1 | ECR/ECN INFORMATION | TITLE: RT. ANG. WAFER ASS'Y 2.54/.100 GRID, DUAL ROW BREAKAWAY 0.64/.025 PINS | SHEET No. - 3 - |
| | EC No: UCP2007-1509 | | |
| | DATE: 2006-12-18 | | |
| DOCUMENT NUMBER: SD-70216-001 | CREATED / REVISED BY: PRIDDER | CHECKED BY: ADERR | APPROVED BY: FSMITH |

