REV.	DATE	DESCRIPTION
NC	07/31/98	INITIAL RELEASE
A	05/01/04	UPDATE DRAWING FORMAT
B	07/21/05	MODIFY MAIN BODY DIMENSION TO 17.11

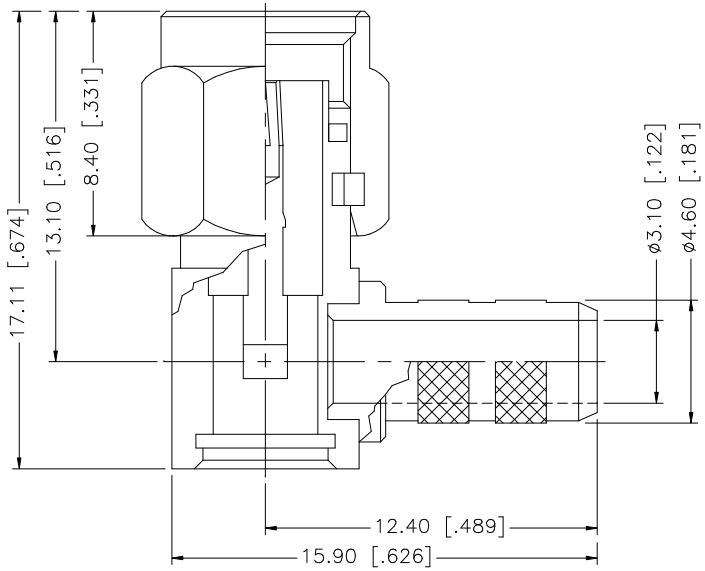

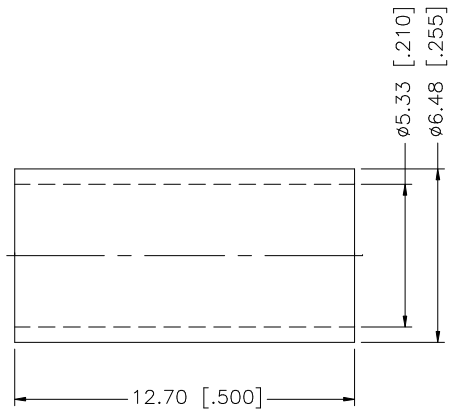

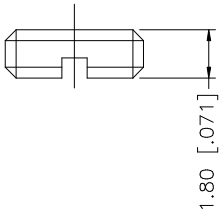

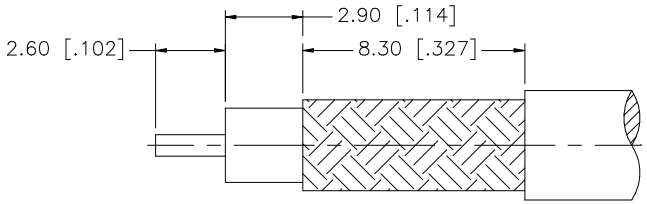

RECOMMENDED
CABLE STRIPPING DIM'S

	DESCRIPTION	MATERIAL	FINISH	QTY
8				
7				
6				
5	FERRULE	COPPER	GOLD	1
4	COVER	BRASS	GOLD	1
3	CONTACT PIN	BER. COPPER	GOLD	1
2	INSULATOR	TEFLON	NATURAL	1
1	HOUSING/BARREL	BRASS	GOLD	1

UNLESS OTHERWISE SPECIFIED DIMENSIONS ARE IN MILLIMETERS. DIMENSIONS IN [ ] ARE IN INCHES AND FOR CUSTOMER REFERANCE ONLY.

UNLESS OTHERWISE SPECIFIED TOLERANCES FOR MILLIMETERS ARE:
0.5 – 8mm ± 0.20mm
8 – 30mm ± 0.40mm
30 – 120mm ± 0.50mm

UNLESS OTHERWISE SPECIFIED TOLERANCES FOR INCHES ARE:
.020 – .315 = ± 0.007"
.315 – 1.180 = ± 0.015"
1.180 – 4.724 = ± 0.020"

DO NOT SCALE DRAWING

APPROVALS		DATE
DRAWN	G.R.S.	07/21/05
CHECKED		
ISSUED		
SHEET	1 OF 1	

CAD FILE C:/132/132122RP.DWG

Amphenol Connex

PART DESCRIPTION
SMA REVERSE POLARITY R/A CRIMP PLUG
(FOR RG–58C/U, 58/U)

PART NO. 132122RP

DWG. NO. 132122RP.DWG | REV. B | SIZE A | SCALE NA

Downloaded from Elcodis.com electronic components distributor