THIS DRAWING IS UNPUBLISHED.	RELEASED FOR PUBLICATION 20
© COPYRIGHT 20 BY -	ALL RIGHTS RESERVED.

LOC	DIST
CM	00

REVISIONS

P	LTR	DESCRIPTION	DATE	DWN	APVD
	A1	REVISED PER ECO-11-005027	15MAR2011	RK	HMR

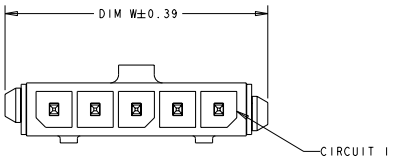

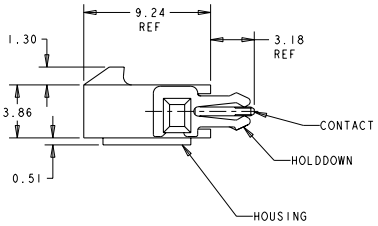

1. MATERIAL: CONTACTS - BRASS
HOUSING - UL 94V-0 RATED HIGH TEMP NYLON, COLOR BLACK.
HOLDDOWNS: - PHOSPHOR BRONZE.

2. PLATING: CONTACTS - 2.54µm MINIMUM TIN-LEAD OVER 1.27µm MINIMUM NICKEL.
HOLDDOWNS: 2.54µm MINIMUM TIN-LEAD OVER 1.27µm MINIMUM NICKEL.

4. RECOMMENDED PC BOARD THICKNESS OF 1.57.

5. PLATING: CONTACTS - 2.54µm MINIMUM MATTE TIN OVER 1.27µm MINIMUM NICKEL.
HOLDDOWNS: 2.54µm MINIMUM MATTE TIN OVER 1.27µm MINIMUM NICKEL.

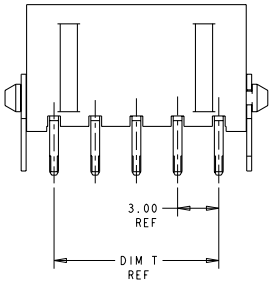

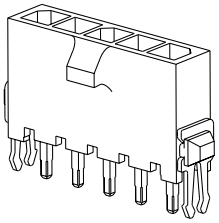

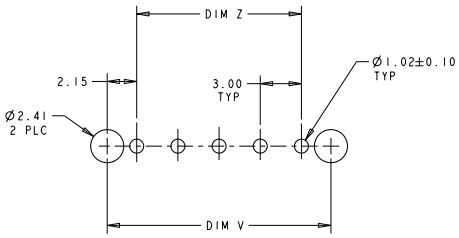

PCB LAYOUT COMPONENT SIDE 4

5	33.00	37.43	33.00	40.14	12	3-1445051-2
5	30.00	34.43	30.00	37.14	11	3-1445051-1
5	27.00	31.43	27.00	34.14	10	3-1445051-0
5	24.00	28.43	24.00	31.14	9	2-1445051-9
5	21.00	25.43	21.00	28.14	8	2-1445051-8
5	18.00	22.43	18.00	25.14	7	2-1445051-7
5	15.00	19.43	15.00	22.14	6	2-1445051-6
5	12.00	16.43	12.00	19.14	5	2-1445051-5
5	9.00	13.43	9.00	16.14	4	2-1445051-4
5	6.00	10.43	6.00	13.14	3	2-1445051-3
5	3.00	7.43	3.00	10.14	2	2-1445051-2
2	33.00	37.43	33.00	40.14	12	1-1445051-2
2	30.00	34.43	30.00	37.14	11	1-1445051-1
2	27.00	31.43	27.00	34.14	10	1-1445051-0
2	24.00	28.43	24.00	31.14	9	1445051-9
2	21.00	25.43	21.00	28.14	8	1445051-8
2	18.00	22.43	18.00	25.14	7	1445051-7
2	15.00	19.43	15.00	22.14	6	1445051-6
2	12.00	16.43	12.00	19.14	5	1445051-5
2	9.00	13.43	9.00	16.14	4	1445051-4
2	6.00	10.43	6.00	13.14	3	1445051-3
2	3.00	7.43	3.00	10.14	2	1445051-2
FINISH	DIM Z	DIM V	DIM T	DIM W	NO. OF POSN	PART NUMBER

THIS DRAWING IS A CONTROLLED DOCUMENT.

DIMENSIONS: mm

TOLERANCES UNLESS OTHERWISE SPECIFIED:
0 PLC ±-
1 PLC ±-
2 PLC ±0.13
3 PLC ±-
4 PLC ±-
ANGLES ±-

MATERIAL 1

FINISH SEE TABLE

DWN J.ROOT 08OCT2000
CHK K. WHITAKER 12-MAR-2001
APVD K. WHITAKER 12-MAR-2001

PRODUCT SPEC -
APPLICATION SPEC -
WEIGHT -

TE Connectivity

NAME VERTICAL THRU HOLE HEADER ASSY,TIN CONTACTS,WITH THRU HOLE HOLDDOWNS, SINGLE ROW,MICRO MATE-N-LOK™

SIZE	CAGE CODE	DRAWING NO	RESTRICTED TO
A2	00779	C-1445051	-

CUSTOMER DRAWING

SCALE 5:1 SHEET 1 OF 1 REV A1

14711-9 (3/11)

Pro/ENGINEER DRAWING

METRIC

Downloaded from Elcodis.com electronic components distributor