

EMC housing - HC-B 6-TMB-100/O1STM20G-EMV - 1604159


Please be informed that the data shown in this PDF Document is generated from our Online Catalog. Please find the complete data in the user's documentation. Our General Terms of Use for Downloads are valid (<http://phoenixcontact.com/download>)



HEAVYCON ADVANCE EMV sleeve housing B6, with bayonet locking, height 100 mm, with 1x M20 thread, straight cable outlet



Key Commercial Data

Packing unit	10 pc
GTIN	 4 017918 947835
Weight per Piece (excluding packing)	308.3 g
Custom tariff number	85389099
Country of origin	Germany
Note	Made to Order (non-returnable)

Technical data

Dimensions

Height	100 mm
Width	57 mm
Length	92 mm
Length of the assembly cutout	52 mm
Width of the assembly cutout	35 mm

Ambient conditions

Degree of protection of housing (IP)	IP65
	IP67
Ambient temperature (operation)	-40 °C ... 125 °C

General

Note	For contact inserts HC-B6, BB10, DD24, M
Type	B6
Housing type	Sleeve housing
Locking type	Bayonet locking
Cable exit	straight

EMC housing - HC-B 6-TMB-100/O1STM20G-EMV - 1604159

Technical data

General

Type of the screw connection	1x M20
Housing material	Aluminum die-cast
Housing surface material	EMC coating, silver
Seal material	NBR, conductive
Material lock	High-grade steel
Material grip body interlock	PA-GF
Assembly instructions	In order to guarantee that the ground conductor contact functions even when plugged in at an angle, the two panel mounting flanges must have sufficient electrical contact with the metal mounting panel.
Connection	If insulating powder coating is present on the control cabinet panel, it should be removed from the profile gasket area in order to ensure optimum shielding.

Classifications

eCl@ss

eCl@ss 4.0	272607xx
eCl@ss 4.1	27260701
eCl@ss 5.0	27143424
eCl@ss 5.1	27143424
eCl@ss 6.0	27371205
eCl@ss 7.0	27371205
eCl@ss 8.0	27440202

ETIM

ETIM 2.0	EC000437
ETIM 3.0	EC000437
ETIM 4.0	EC000437
ETIM 5.0	EC000437

UNSPSC

UNSPSC 6.01	31261502
UNSPSC 7.0901	31261502
UNSPSC 11	31261502
UNSPSC 12.01	31261502
UNSPSC 13.2	31261502

Approvals

Approvals

Approvals

EAC

EMC housing - HC-B 6-TMB-100/O1STM20G-EMV - 1604159

Approvals

Ex Approvals

Approvals submitted

Approval details

EAC

Accessories

Accessories

Extension adapter

Extension adapter - ENLAR-M-KV-M20/M25 - 1647666



Step-up adapter, M20 to M25, including O-ring

Full screw connection

Cable gland - G-INS-M20-S68N-PNES-GY - 1411125



Cable gland, Cable gland material: Polyamide 6, External cable diameter 6 mm ... 12 mm, Shielding: No, Connecting thread: M20

Cable gland - G-INS-M20-S68N-PNES-BK - 1411133



Cable gland, Cable gland material: Polyamide 6, External cable diameter 6 mm ... 12 mm, Shielding: No, Connecting thread: M20

EMC housing - HC-B 6-TMB-100/O1STM20G-EMV - 1604159

Accessories

Cable gland - G-INS-M20-S68N-NNES-S - 1411163



Cable gland, Cable gland material: Brass, nickel-plated, External cable diameter 6 mm ... 12 mm, Shielding: No, Connecting thread: M20, Color: silver

Cable gland - HC-M-KV-M20(11-16) - 1645998



Metal screw connection up to 5 bar, thread length: 6 mm, cable diameter: 11 - 16 mm, WAF 27, screw connection: M20

Cable gland - G-INSEC-M20-S68N-NCRS-S - 1411189



Cable gland, Cable gland material: Brass, nickel-plated, External cable diameter 9 mm ... 13 mm, Shielding: Yes, Connecting thread: M20, Color: silver

Cable gland - HC-M-KV-Z-M20 - 1646146



Metal screw connection with strain relief clamp, thread length: 6 mm, cable sealing area: 7.5 - 15 mm, clamping area: 11 - 17 mm, SW 24, screw connection: M20

Cable gland - HC-M-KV-T-M20 - 1646188



Metal screw connection with cable bend protection and strain relief, thread length: 6 mm, cable sealing area: 7.5 - 15 mm, clamping area: 10 - 16 mm, SW 24, screw connection: M20

Panel mounting flange

EMC housing - HC-B 6-TMB-100/O1STM20G-EMV - 1604159

Accessories

Mounting flange - HC-B-BF - 1604641



Panel mounting flange for HEAVYCON ADVANCE TMB housing with bayonet locking

Mounting flange - HC-B-BF-SET - 1604654



Bayonet mounting flange set, consisting of 2 mounting flanges with 4 self-tapping Torx® head screws and 4 fan-type spacers

Plug for cable screw gland

Filler plugs - HC-M-BS-M20 - 1645846



Filler plug, metal, size: M20

Protective cover

Protective covers - HC-B 6-TMB-SD-IP65 - 1690930



HEAVYCON ADVANCE IP65 protective cover B6, with bayonet locking, with retaining cord, diameter of retaining cord eyelet 3 mm

Reducing adapter

Reducing adapter - REDUC-M-KV-M20/M16 - 1647611

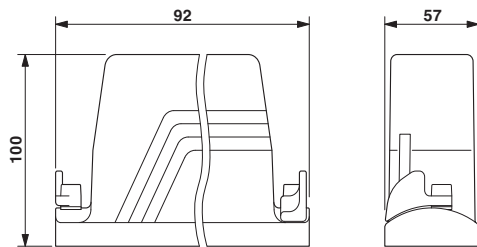


Step-down adapter, M20 to M16, including O-ring

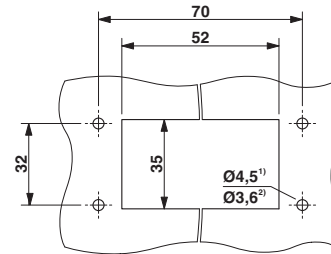
Drawings

EMC housing - HC-B 6-TMB-100/O1STM20G-EMV - 1604159

Dimensional drawing



Dimensional drawing



Mounting cutout

¹⁾ when M4 screws are used

²⁾ when self-tapping Torx® screws are used (Torx® 20, M4)