

Printed-circuit board connector - MVSTBW 2,5/11-STF - 1835371

Please be informed that the data shown in this PDF Document is generated from our Online Catalog. Please find the complete data in the user's documentation. Our General Terms of Use for Downloads are valid (<http://phoenixcontact.com/download>)

Plug component, Nominal current: 12 A, Rated voltage (III/2): 320 V, Number of positions: 11, Pitch: 5 mm, Connection method: Screw connection, Color: green, Contact surface: Tin




The figure shows a 10-position version of the product

Why buy this product

- For larger numbers of positions up to 24-pos., visit: phoenixcontact.net/products
- MSTB plugs for vertical plug-in direction
- Conductor entry on the rippled side of the plug



Key commercial data

Packing unit	50 pc
GTIN	 4 017918 121617
Weight per Piece (excluding packing)	23.3 g
Custom tariff number	85366990
Country of origin	Germany

Technical data

Dimensions

Pitch	5 mm
Dimension a	50 mm

General

Range of articles	MVSTBW 2,5/..-STF
Insulating material group	I
Rated surge voltage (III/3)	4 kV
Rated surge voltage (III/2)	4 kV
Rated surge voltage (II/2)	4 kV
Rated voltage (III/3)	250 V
Rated voltage (III/2)	320 V
Rated voltage (II/2)	630 V

Printed-circuit board connector - MVSTBW 2,5/11-STF - 1835371

Technical data

General

Connection in acc. with standard	EN-VDE
Nominal current I_N	12 A
Nominal cross section	2.5 mm ²
Maximum load current	12 A
Insulating material	PA
Inflammability class according to UL 94	V0
Internal cylindrical gage	A3
Stripping length	7 mm
Number of positions	11
Screw thread	M3
Tightening torque, min	0.5 Nm
Tightening torque max	0.6 Nm

Connection data

Conductor cross section solid min.	0.2 mm ²
Conductor cross section solid max.	2.5 mm ²
Conductor cross section stranded min.	0.2 mm ²
Conductor cross section stranded max.	2.5 mm ²
Conductor cross section stranded, with ferrule without plastic sleeve min.	0.25 mm ²
Conductor cross section stranded, with ferrule without plastic sleeve max.	2.5 mm ²
Conductor cross section stranded, with ferrule with plastic sleeve min.	0.25 mm ²
Conductor cross section stranded, with ferrule with plastic sleeve max.	2.5 mm ²
Conductor cross section AWG/kcmil min.	24
Conductor cross section AWG/kcmil max	12
2 conductors with same cross section, solid min.	0.2 mm ²
2 conductors with same cross section, solid max.	1 mm ²
2 conductors with same cross section, stranded min.	0.2 mm ²
2 conductors with same cross section, stranded max.	1.5 mm ²
2 conductors with same cross section, stranded, ferrules without plastic sleeve, min.	0.25 mm ²
2 conductors with same cross section, stranded, ferrules without plastic sleeve, max.	1 mm ²
2 conductors with same cross section, stranded, TWIN ferrules with plastic sleeve, min.	0.5 mm ²
2 conductors with same cross section, stranded, TWIN ferrules with plastic sleeve, max.	1.5 mm ²
Minimum AWG according to UL/CUL	30
Maximum AWG according to UL/CUL	12

Printed-circuit board connector - MVSTBW 2,5/11-STF - 1835371

Classifications

eCl@ss

eCl@ss 4.0	272607xx
eCl@ss 4.1	27260701
eCl@ss 5.0	27260701
eCl@ss 5.1	27260701
eCl@ss 6.0	27260704
eCl@ss 7.0	27440402
eCl@ss 8.0	27440309

ETIM

ETIM 3.0	EC001121
ETIM 4.0	EC002638
ETIM 5.0	EC002638

UNSPSC

UNSPSC 6.01	30211810
UNSPSC 7.0901	39121409
UNSPSC 11	39121409
UNSPSC 12.01	39121409
UNSPSC 13.2	39121409

Approvals

Approvals

Approvals

UL Recognized / VDE Gutachten mit Fertigungsüberwachung / cUL Recognized / IECCEB Scheme / CCA / CSA / cULus Recognized

Ex Approvals

Approvals submitted


Approval details

UL Recognized		
	B	D
mm ² /AWG/kcmil	30-12	30-12
Nominal current I _N	15 A	10 A


Printed-circuit board connector - MVSTBW 2,5/11-STF - 1835371

Approvals


	B	D
Nominal voltage UN	300 V	300 V

VDE Gutachten mit Fertigungsüberwachung 

	B	D
mm ² /AWG/kcmil	0.2-2.5	
Nominal current I _N	12 A	
Nominal voltage UN	250 V	

cUL Recognized 


	B	D
mm ² /AWG/kcmil	30-12	30-12
Nominal current I _N	15 A	10 A
Nominal voltage UN	300 V	300 V

IECEE CB Scheme 

	B	D
mm ² /AWG/kcmil	0.2-2.5	
Nominal current I _N	12 A	
Nominal voltage UN	250 V	

CCA

	B	D
mm ² /AWG/kcmil	0.2-2.5	
Nominal current I _N	12 A	
Nominal voltage UN	250 V	

CSA 

	B	D
mm ² /AWG/kcmil	28-12	28-12
Nominal current I _N	10 A	10 A
Nominal voltage UN	300 V	300 V

Printed-circuit board connector - MVSTBW 2,5/11-STF - 1835371

Approvals

cULus Recognized  US

Accessories

Additional products

Base strip - DFK-MSTB 2,5/11-GF - 0710112



Plug component, Nominal current: 12 A, Rated voltage (III/2): 320 V, Number of positions: 11, Pitch: 5 mm, Connection method: Solder/Slip-on connection, Color: green, Contact surface: Tin, Mounting: Direct mounting

Base strip - MSTBV 2,5/11-GF - 1776977



Header, Nominal current: 12 A, Rated voltage (III/2): 320 V, Number of positions: 11, Pitch: 5 mm, Color: green, Contact surface: Tin, Mounting: Soldering

Base strip - EMSTB 2,5/11-GF - 1900167



Header, Nominal current: 12 A, Rated voltage (III/2): 320 V, Number of positions: 11, Pitch: 5 mm, Color: green, Contact surface: Tin, Mounting: Press-in

Base strip - EMSTBV 2,5/11-GF - 1915152



Header, Nominal current: 12 A, Rated voltage (III/2): 320 V, Number of positions: 11, Pitch: 5 mm, Color: green, Contact surface: Tin, Mounting: Press-in

Base strip - MDSTB 2,5/11-GF - 1846784



Header, Nominal current: 10 A, Rated voltage (III/2): 320 V, Number of positions: 11, Pitch: 5 mm, Color: green, Contact surface: Tin, Mounting: Soldering, The article can be aligned to create different nos. of positions! In combination with MVSTB or FKCV plug components, both an MVSTBW (or FKCVW) and an MVSTBR plug (or FKCVR) must be used. Combination with TMSTBP plug components is not possible!

Printed-circuit board connector - MVSTBW 2,5/11-STF - 1835371

Accessories

Base strip - MDSTBV 2,5/11-GF - 1846179



Header, Nominal current: 10 A, Rated voltage (III/2): 320 V, Number of positions: 11, Pitch: 5 mm, Color: green, Contact surface: Tin, Mounting: Soldering. The article can be aligned to create different nos. of positions! In combination with MVSTB or FKCV plug components, both an MVSTBW (or FKCVW) and an MVSTBR plug (or FKCVR) must be used. Combination with TMSTBP plug components is not possible!

Base strip - MSTB 2,5/11-GF - 1776786



Header, Nominal current: 12 A, Rated voltage (III/2): 320 V, Number of positions: 11, Pitch: 5 mm, Color: green, Contact surface: Tin, Mounting: Soldering

Drawings

Dimensioned drawing

