Angled female connector; 6-pole; pin spacing 5.08 mm / 0.2 in; codable; with 2 locking latches; conductor exit same direction as latches

Item No.: 232-406/026-000

Angled female connector; 6-pole; pin spacing 5.08 mm / 0.2 in; codable; with 2 locking latches; conductor exit same direction as latches

Marking

RoHS ✓
Compliant

Business data

Supplier	*WAGO*
Item no.	*232-406/026-000*
EAN	*4044918393546*
Content	*1*
Order amount	*50*
Customer item number	

Notes

Universal connection for all conductor typesEasy cable pre-assembly and on-unit wiring via vertical and horizontal CAGE CLAMP® actuationIntegrated test portsCoding option available

Technical data

Miscellaneous	
No. of Poles	*6*
Total number of connection points	*6*
Total number of potentials	*6*
Color	*orange*
Ratings according to 1	*IEC/EN 60664-1*
Overvoltage category EN 1	*III*
Pollution degree (1)	*2*

Technical data	
Rated voltage EN (1) [V]	*320 [V]*
Rated surge voltage (1) [kV]	*4 [kV]*
Nominal current [A]	*14 [A]*
Overvoltage category EN 2	*II*
Degree of pollution (2)	*2*
Rated voltage EN (2) [V]	*630 [V]*
Bemessungsstossspannung (2) [kV]	*4 [kV]*
Nominal current (2) [A]	*14 [A]*
Overvoltage category EN 3	*III*
Degree of pollution (3)	*3*
Rated voltage EN (3) [V]	*320 [V]*
Rated surge voltage (3) [kV]	*4 [kV]*
Nominal current (3) [A]	*14 [A]*
Connection technology (1)	*CAGE CLAMP®*
Conductor type (1)	*solid*
Cross section from (1) [mm²]	*0.08 [mm²]*
Cross section up to (1) [mm²]	*2.5 [mm²]*
Cross section from (1) [AWG]	*28 [AWG]*
Cross section up to (1) [AWG]	*12 [AWG]*
Conductor type (2)	*fine-stranded*
Cross section from (2) [mm²]	*0.08 [mm²]*
Cross section up to (2) [mm²]	*2.5 [mm²]*
Conductor type (3)	*fine-stranded (with insulated ferrule)*
Cross section from (3) [mm²]	*0.25 [mm²]*
Cross section up to (3) [mm²]	*1.5 [mm²]*
Conductor type (4)	*fine-stranded (with uninsulated ferrule)*
Cross section from (4) [mm²]	*0.25 [mm²]*
Cross section up to (4) [mm²]	*2.5 [mm²]*
Stripped length from (1) [mm]	*8 [mm]*
Stripped length up to (1) [mm]	*9 [mm]*
Strip length from [inch] [in]	*0.31 [in]*
Strip length up to [inch] [in]	*0.35 [in]*
Stripped length (1) [in]	*0.33 [in]*
Material group	*I*

Technical data

Insulating material	*Polyamide 6.6 (PA 6.6)*
Flammability rating per UL 94	*V0*
Lower limit temperature [C]	*-60 [C]*
Upper temperature limit [C]	*85 [C]*
Clamping spring material	*Chrome-nickel spring steel (CrNi)*
Contact material	*Copper alloy*
Contact plating	*tin-plated*
Fire load [MJ]	*0.187 [MJ]*
Weight [g]	*11.37 [g]*
Width [mm]	*32.88 [mm]*
Width [in]	*1.294 [in]*
Height [mm]	*19.9 [mm]*
Height [in]	*0.783 [in]*
Length [mm]	*22.75 [mm]*
Length [in]	*0.896 [in]*
Pin spacing from [mm]	*5.08 [mm]*
Pin spacing up to [mm]	*5.08 [mm]*
Pin spacing from [in]	*0.2 [in]*
Pin spacing up to [in]	*0.2 [in]*

Approbation

Item No.	Registration	Registration no.	Voltage [V]	Current [A]	Cross section [mm², AWG]
232-406/026-000	*BV*	*11915/A0*	*400*	*16*	*2,5*
232-406/026-000	*CCA*	*5764*	*250*	*16*	*1x1*
232-406/026-000	*CSA*	*154112-1466354*	*300*	*15*	*22-12*
232-406/026-000	*KEMA*	*2083746.02*	*250*	*16*	*1x1*
232-406/026-000	*KR*	*HMB05880-EL003*	*250/400*	*12/16*	*2,5*
232-406/026-000	*UL*	*E45171*	*600*	*15*	*28-12*
232-406/026-000	*UL*	*E45172*	*300*	*15*	*22-12*

Accessories

Accessories

Insulation stop

Item no.	Description	Pack. unit (Sub Pack)
231-670	Insulation stop; 0.08-0.2 mm² / 0.2 mm² "s"	200
231-671	Insulation stop; 0.25 - 0.5 mm²	25
231-672	Insulation stop; 0.75 - 1 mm²	25

Jumper

Item no.	Description	Pack. unit (Sub Pack)
231-902	Comb-style jumper bar; for 5 mm and 5.08 mm pin spacing; reduces conductor size to 1.5 mm²	25
231-903	Comb-style jumper bar; 3-way; suitable for 231 Series female connectors; with 5 mm pin spacing; insulated	25
231-905	Comb-style jumper bar; 5-way; suitable for 231 Series female connectors; with 5 mm pin spacing; insulated	25
231-907	Comb-style jumper bar; 7-way; suitable for 231 Series female connectors; with 5 mm pin spacing; insulated	25
231-910	Comb-style jumper bar; 10-way; suitable for 231 Series female connectors; with 5 mm pin spacing; insulated	25

Strain relief

Item no.	Description	Pack. unit (Sub Pack)
232-636	Snap-on type strain relief housing; consists of strain relief support and housing; 6-pole; suitable for 5.08 mm pin spacing	25

Accessories

General accessory

Item no.	Description	Pack. unit (Sub Pack)
209-132	Operating tool; for connecting comb-style jumper bar; 2-way; of insulating material	1
210-136	Test plug; 2 mm Ø; with 500 mm cable	1
210-137	Test plug; 2.3 mm Ø; with 500 mm cable	1
210-199	Stickers for operating instructions; for multi connection system	100
210-657	Operating tool with partially insulated shaft; blade (3.5 x 0.5) mm; short; suitable for 260, 261, 262, 264, 270, 280, 281, 869, 870 and 880 Series	1
210-658	Operating tool with partially insulated shaft; blade (3.5 x 0.5) mm; short; angled; particularly suitable for 280 Series actuator and sensor terminal blocks and also for Series 260, 261, 262, 264, 280, 281, 869, 870, 880, 2002,	1
210-720	Operating tool with partially insulated shaft; Type 2, blade (3.5 x 0.5) mm; suitable for 260, 261, 262, 264, 270, 280, 281, 290, 775, 776, 777, 769, 780, 781, 869, 870, 880, 2002, 2003, 2004, 2005 and 2022 Series	1
231-131	Push-button; for female and male connectors; loose	25
231-159	Operating tool; for male and female connectors with CAGE CLAMP®; of Series 231, 232, 721, 722, 723, 731, 732	25
231-231	Combination operating tool; for male and female connectors with CAGE CLAMP®	25
231-291	Operating tool; for male and female connectors with CAGE CLAMP®; loose	25
231-661	Test plugs for female connectors; for 5 mm and 5.08 mm pin spacing	25
231-669	Lockout caps; for covering unused clamping units	100

Images & drawings



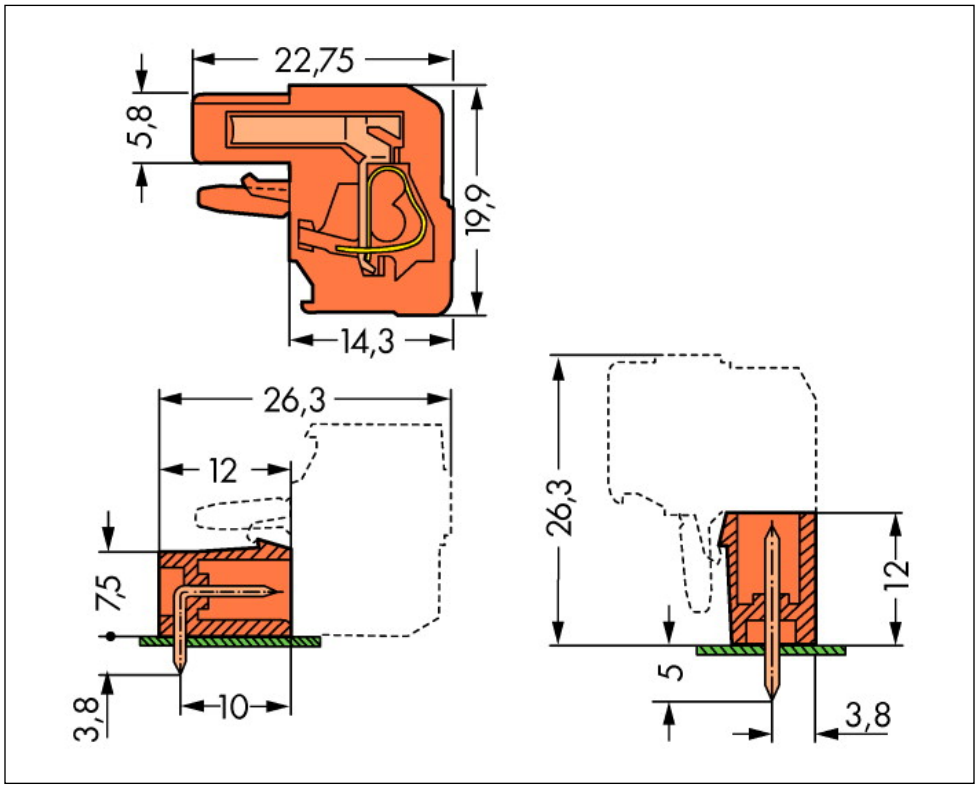
22,75
5,8
19,9
14,3
26,3
12
7,5
3,8
10
26,3
12
5
3,8

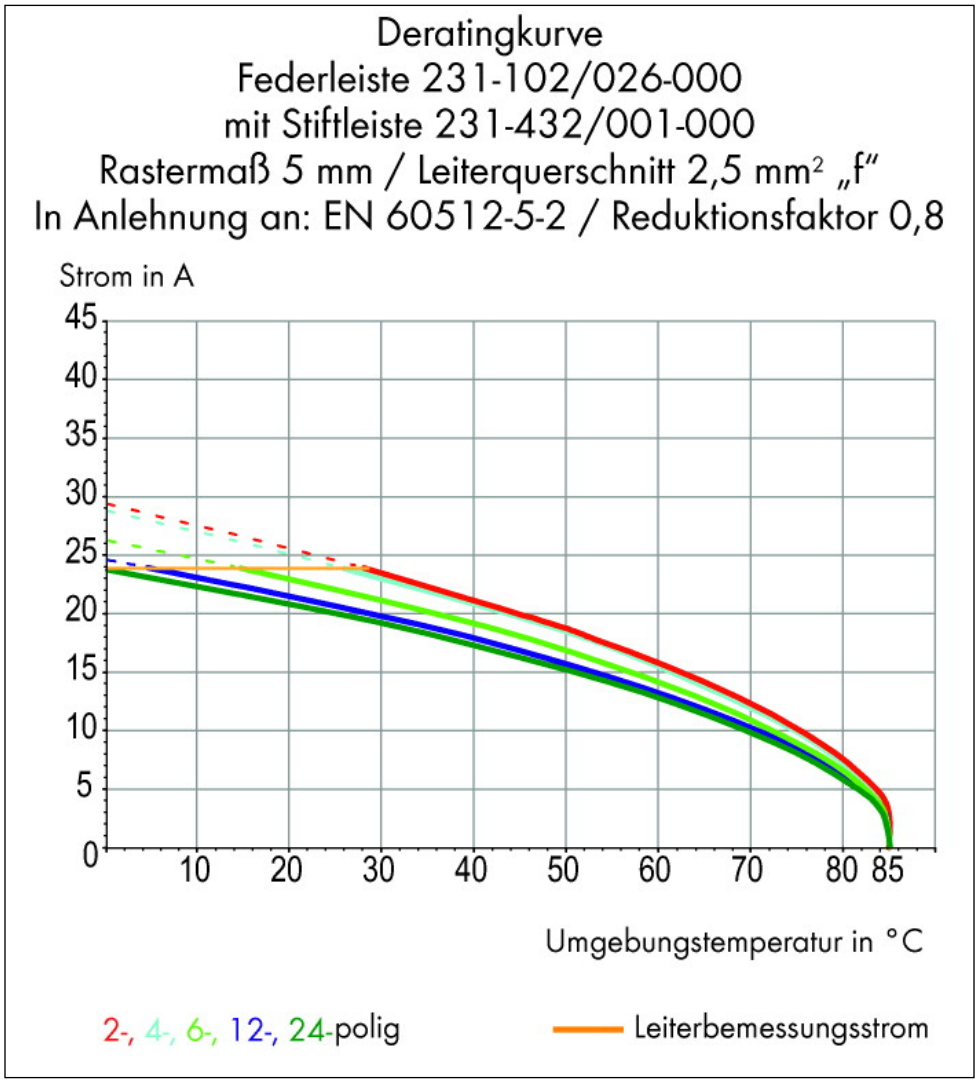

Address

WAGO Kontakttechnik GmbH & Co. KG
Hansastr. 27
32423 Minden
Telefon: 0571/887-0
Fax: 0571/887-169
http://www.wago.com
© WAGO Kontakttechnik GmbH & Co. KG
Technische Änderungen und Irrtümer vorbehalten.