

## Feed-through terminal block - UKKB 5 - 2771146

Please be informed that the data shown in this PDF Document is generated from our Online Catalog. Please find the complete data in the user's documentation. Our General Terms of Use for Downloads are valid  
(<http://download.phoenixcontact.com>)




Feed-through terminal block, Cross section: 0.2 mm<sup>2</sup> - 4 mm<sup>2</sup>, AWG: 24 - 12, Connection type: Screw connection, Width: 6.2 mm, Color: gray, Mounting type: NS 35/7,5, NS 35/15, NS 32

### Product Features

- ☒ Large-surface labeling option



### Key commercial data

Packing unit	1 pc
GTIN	 4 017918 068226
Weight per Piece (excluding packing)	17.2 GRM
Custom tariff number	85369010
Country of origin	China

### Technical data

#### General

Number of levels	2
Number of connections	4
Color	gray
Insulating material	PA
Inflammability class according to UL 94	V0
Rated surge voltage	6 kV
Pollution degree	3
Surge voltage category	III
Insulating material group	I
Connection in acc. with standard	IEC 60947-7-1
Nominal current I <sub>N</sub>	32 A

# Feed-through terminal block - UKKB 5 - 2771146

## Technical data

### General

Nominal voltage $U_N$	500 V
Open side panel	ja

### Dimensions

Width	6.2 mm
Length	67 mm
Height NS 35/7,5	62 mm
Height NS 35/15	69.5 mm
Height NS 32	67 mm

### Connection data

Conductor cross section solid min.	0.2 mm <sup>2</sup>
Conductor cross section solid max.	4 mm <sup>2</sup>
Conductor cross section stranded min.	0.2 mm <sup>2</sup>
Conductor cross section stranded max.	4 mm <sup>2</sup>
Conductor cross section AWG/kcmil min.	24
Conductor cross section AWG/kcmil max	12
Conductor cross section stranded, with ferrule without plastic sleeve min.	0.25 mm <sup>2</sup>
Conductor cross section stranded, with ferrule without plastic sleeve max.	4 mm <sup>2</sup>
Conductor cross section stranded, with ferrule with plastic sleeve min.	0.25 mm <sup>2</sup>
Conductor cross section stranded, with ferrule with plastic sleeve max.	2.5 mm <sup>2</sup>
2 conductors with same cross section, solid min.	0.2 mm <sup>2</sup>
2 conductors with same cross section, solid max.	1.5 mm <sup>2</sup>
2 conductors with same cross section, stranded min.	0.2 mm <sup>2</sup>
2 conductors with same cross section, stranded max.	1.5 mm <sup>2</sup>
2 conductors with same cross section, stranded, ferrules without plastic sleeve, min.	0.25 mm <sup>2</sup>
2 conductors with same cross section, stranded, ferrules without plastic sleeve, max.	1.5 mm <sup>2</sup>
2 conductors with same cross section, stranded, TWIN ferrules with plastic sleeve, min.	0.5 mm <sup>2</sup>
2 conductors with same cross section, stranded, TWIN ferrules with plastic sleeve, max.	1.5 mm <sup>2</sup>
Cross section with insertion bridge, solid max.	4 mm <sup>2</sup>
Cross section with insertion bridge, stranded max.	2.5 mm <sup>2</sup>
Connection method	Screw connection
Stripping length	8 mm
Screw thread	M3
Tightening torque, min	0.6 Nm

## Feed-through terminal block - UKKB 5 - 2771146

### Technical data

#### Connection data

Tightening torque max	0.8 Nm
-----------------------	--------

### Classifications

#### eCl@ss

eCl@ss 4.0	27141118
eCl@ss 4.1	27141118
eCl@ss 5.0	27141118
eCl@ss 5.1	27141118
eCl@ss 6.0	27141120
eCl@ss 7.0	27141120
eCl@ss 8.0	27141120

#### ETIM

ETIM 2.0	EC000897
ETIM 3.0	EC000897
ETIM 4.0	EC000897
ETIM 5.0	EC000897

#### UNSPSC

UNSPSC 6.01	30211811
UNSPSC 7.0901	39121410
UNSPSC 11	39121410
UNSPSC 12.01	39121410
UNSPSC 13.2	39121410

### Approvals

#### Approvals

---

#### Approvals

CSA / UL Recognized / KEMA-KEUR / cUL Recognized / GOST / LR / GL / BV / DNV / RS / PRS / NK / CCA / GOST / LR / cULus Recognized

---

#### Ex Approvals


---


#### Approvals submitted


## Feed-through terminal block - UKKB 5 - 2771146


### Approvals

#### Approval details

CSA 	
mm <sup>2</sup> /AWG/kcmil	28-10
Nominal current I <sub>N</sub>	25 A
Nominal voltage U <sub>N</sub>	300 V

UL Recognized 	
mm <sup>2</sup> /AWG/kcmil	26-10
Nominal current I <sub>N</sub>	30 A
Nominal voltage U <sub>N</sub>	600 V

KEMA-KEUR 	
mm <sup>2</sup> /AWG/kcmil	4
Nominal current I <sub>N</sub>	32 A
Nominal voltage U <sub>N</sub>	500 V

cUL Recognized 	
mm <sup>2</sup> /AWG/kcmil	26-10
Nominal current I <sub>N</sub>	30 A
Nominal voltage U <sub>N</sub>	600 V

GOST 	
--	--

## Feed-through terminal block - UKKB 5 - 2771146

### Approvals

LR	
mm <sup>2</sup> /AWG/kcmil	4
Nominal current I <sub>N</sub>	32 A
Nominal voltage U <sub>N</sub>	500 V

GL
----

BV
----


DNV
-----

RS
----


PRS
-----

NK
----

CCA	
mm <sup>2</sup> /AWG/kcmil	4
Nominal voltage U <sub>N</sub>	500 V

GOST 
--

LR	
mm <sup>2</sup> /AWG/kcmil	10
Nominal current I <sub>N</sub>	57 A
Nominal voltage U <sub>N</sub>	800 V

cULus Recognized 
--

## Feed-through terminal block - UKKB 5 - 2771146

### Accessories

#### Accessories

#### Bridge

Fixed bridge - FB-150 METER - 0201595



Cross connection rail, for fixed bridging of identical inputs and outputs, made of Cu, nickel-plated, 1 m long

---

Jumper - ISSBI 10- 6 - 0301505



Jumper, Number of positions: 10, Color: silver

---

Jumper - LB 10-6 BU - 0202280



Jumper, Number of positions: 10, Color: blue

---

Jumper - LB 10-6 RD - 0202293



Jumper, Number of positions: 10, Color: red

---

Jumper - LB 10-6 GY - 0202358



Jumper, Number of positions: 10, Color: gray

## Feed-through terminal block - UKKB 5 - 2771146

### Accessories

---

Jumper - LB 100-6 GY - 0202345



Jumper, Number of positions: 100, Color: gray

---

Jumper - LB 100-6 RD - 0202316



Jumper, Number of positions: 100, Color: red

---

Jumper - LB 100-6 BU - 0202303



Jumper, Number of positions: 100, Color: blue

---

Fixed bridge - FBI 10- 6 - 0203250



Fixed bridge, Number of positions: 10, Color: silver

---

Fixed bridge - FBI 20- 6 - 0201867



Fixed bridge, Number of positions: 20, Color: silver

---

## Feed-through terminal block - UKKB 5 - 2771146

### Accessories

Fixed bridge - FBI 100- 6 - 0201650



Fixed bridge, Number of positions: 100, Color: silver

---

Insertion bridge - EB 2- 6 - 0201155



Insertion bridge, Number of positions: 2, Color: gray

---

Insertion bridge - EB 3- 6 - 0201142



Insertion bridge, Number of positions: 3, Color: gray

---

Insertion bridge - EB 10- 6 - 0201139



Insertion bridge, Number of positions: 10, Color: gray

---

Switching jumper - SBRN 2-7 - 1413230



Switching jumper, Color: silver

---



## Feed-through terminal block - UKKB 5 - 2771146

### Accessories

Switching jumper - USBR 2-7 - 2303239



Switching jumper, Number of positions: 2, Color: silver

---

Switching jumper - USBRJ 2-7 - 2305538



Switching jumper, Color: silver

---

### End block

End clamp - CLIPFIX 35 - 3022218



Quick mounting end clamp for NS 35/7,5 DIN rail or NS 35/15 DIN rail, with marking option, width: 9.5 mm, color: gray

---

End clamp - CLIPFIX 35-5 - 3022276



Quick mounting end clamp for NS 35/7,5 DIN rail or NS 35/15 DIN rail, with marking option, with parking option for FBS...5, FBS...6, KSS 5, KSS 6, width: 5.15 mm, color: gray

---

End clamp - E/NS 35 N - 0800886



End clamp, width: 9.5 mm, color: gray

## Feed-through terminal block - UKKB 5 - 2771146

### Accessories

End clamp - E/UK - 1201442



End clamp, for assembly on NS 32 or NS 35/7.5 DIN rail

---

End clamp - E/UK 1 - 1201413



End clamps, for supporting the ends of double-level and three-level terminal blocks, width: 10 mm, color: gray

---

End cover

Spacer plate - DG-UKKB 3/ 5 - 2770859



Spacer plate, to compensate for level offsets, Length: 67 mm, Width: 2.5 mm, Color: gray

---

End cover - D-UKKB 3/5 - 2771023



End cover, Length: 67 mm, Width: 2.5 mm, Height: 62 mm, Color: gray

---

Insulating sleeve

Bridge bar isolator - IS-K 4 - 1302338



Bridge bar isolator, Color: gray

## Feed-through terminal block - UKKB 5 - 2771146

### Accessories

---

#### Labeled terminal marker

Zack marker strip - ZB 6 CUS - 0824992



Zack marker strip, Can be ordered: Strip, white, Labeled according to customer specifications, Mounting type: Snap into tall marker groove, For terminal block width: 6.2 mm, Lettering field: 6.15 x 10.5 mm

---

#### Marker for terminal blocks - UC-TM 6 CUS - 0824589



Marker for terminal blocks, Can be ordered: By sheet, white, Labeled according to customer specifications, Mounting type: Snap into tall marker groove, For terminal block width: 6.2 mm, Lettering field: 5.6 x 10.5 mm

---

#### Marker for terminal blocks - UCT-TM 6 CUS - 0829602



Marker for terminal blocks, Can be ordered: By sheet, white, Labeled according to customer specifications, Mounting type: Snap into tall marker groove, For terminal block width: 6.2 mm, Lettering field: 5.6 x 10.5 mm

---

#### Mounting rail

DIN rail - NS 32 PERF 2000MM - 1201002



G-profile DIN rail, material: Steel, perforated, height 15 mm, width 32 mm, length 2 m

---

## Feed-through terminal block - UKKB 5 - 2771146

### Accessories

DIN rail - NS 32 UNPERF 2000MM - 1201015



G-profile DIN rail, material: Steel, unperforated, height 15 mm, width 32 mm, length 2 m

---

DIN rail perforated - NS 35/ 7,5 PERF 2000MM - 0801733



DIN rail, material: steel galvanized and passivated with a thick layer, perforated, height 7.5 mm, width 35 mm, length: 2000 mm

---

DIN rail - NS 35/ 7,5 UNPERF 2000MM - 0801681



DIN rail, material: Steel, unperforated, height 7.5 mm, width 35 mm, length: 2 m

---

DIN rail - NS 35/ 7,5 WH PERF 2000MM - 1204119



DIN rail 35 mm (NS 35)

---

DIN rail - NS 35/ 7,5 WH UNPERF 2000MM - 1204122



DIN rail 35 mm (NS 35)

---

## Feed-through terminal block - UKKB 5 - 2771146

### Accessories

DIN rail, unperforated - NS 35/ 7,5 AL UNPERF 2000MM - 0801704



DIN rail, unperforated, Width: 35 mm, Height: 7.5 mm, Length: 2000 mm, Color: silver

---

DIN rail - NS 35/ 7,5 ZN PERF 2000MM - 1206421



DIN rail, material: Galvanized, perforated, height 7.5 mm, width 35 mm, length: 2 m

---

DIN rail - NS 35/ 7,5 ZN UNPERF 2000MM - 1206434



DIN rail, material: Galvanized, unperforated, height 7.5 mm, width 35 mm, length: 2 m

---

DIN rail - NS 35/ 7,5 CU UNPERF 2000MM - 0801762



DIN rail, material: Copper, unperforated, height 7.5 mm, width 35 mm, length: 2 m

---

End cap - NS 35/ 7,5 CAP - 1206560



DIN rail end piece, for DIN rail NS 35/7.5

## Feed-through terminal block - UKKB 5 - 2771146

### Accessories

DIN rail perforated - NS 35/15 PERF 2000MM - 1201730



DIN rail, material: steel galvanized and passivated with a thick layer, perforated, height 15 mm, width 35 mm, length: 2000 mm

DIN rail - NS 35/15 UNPERF 2000MM - 1201714



DIN rail, material: Steel, unperforated, height 15 mm, width 35 mm, length: 2 m

DIN rail - NS 35/15 WH PERF 2000MM - 0806602



DIN rail 35 mm (NS 35)

DIN rail - NS 35/15 WH UNPERF 2000MM - 1204135



DIN rail 35 mm (NS 35)

DIN rail, unperforated - NS 35/15 AL UNPERF 2000MM - 1201756



DIN rail, deep drawn, high profile, unperforated, 1.5 mm thick, material: aluminum, height 15 mm, width 35 mm, length 2000 mm

## Feed-through terminal block - UKKB 5 - 2771146

### Accessories

DIN rail - NS 35/15 ZN PERF 2000MM - 1206599



DIN rail, material: Galvanized, perforated, height 15 mm, width 35 mm, length: 2 m

DIN rail - NS 35/15 ZN UNPERF 2000MM - 1206586



DIN rail, material: Galvanized, unperforated, height 15 mm, width 35 mm, length: 2 m

DIN rail - NS 35/15 CU UNPERF 2000MM - 1201895



DIN rail, material: Copper, unperforated, 1.5 mm thick, height 15 mm, width 35 mm, length: 2 m

End cap - NS 35/15 CAP - 1206573



DIN rail end piece, for DIN rail NS 35/15

DIN rail - NS 35/15-2,3 UNPERF 2000MM - 1201798



DIN rail, material: Steel, unperforated, 2.3 mm thick, height 15 mm, width 35 mm, length: 2 m

### Partition plate

## Feed-through terminal block - UKKB 5 - 2771146

### Accessories

#### Spacer plate - DP-UKKB 3/ 5 - 2770804



Spacer plate, to compensate for level offsets, Length: 67 mm, Width: 2.5 mm, Height: 25 mm, Color: gray

---

#### Separating plate - TS-KK 3 - 2770215



Separating plate, Length: 14 mm, Width: 1.5 mm, Height: 16 mm, Color: gray

---

#### Partition plate - ATP-UKKB 3 - 2771065



Partition plate, Length: 75 mm, Width: 2.5 mm, Height: 67 mm, Color: gray

---

#### Short-circuit connector

##### Short-circuit connector - KSS 3- 6 - 0309523



Short-circuit connector, Number of positions: 3, Color: black

---

##### Short-circuit connector - KSS 6 - 0301547



Short-circuit connector, Number of positions: 2, Color: black

---



## Feed-through terminal block - UKKB 5 - 2771146

### Accessories

#### Terminal marking

##### Marker cards - SBS 6:UNBEDRUCKT - 1007222



Marker cards, Card, white, Unlabeled, Can be labeled with: Plotter, Mounting type: Snap into tall marker groove, Snap into flat marker groove, For terminal block width: 6.2 mm, Lettering field: 6 x 6.1 mm

---

##### Zack marker strip - ZB 6:UNBEDRUCKT - 1051003



Zack marker strip, Strip, white, Unlabeled, Can be labeled with: Plotter, Mounting type: Snap into tall marker groove, For terminal block width: 6.2 mm, Lettering field: 6.15 x 10.5 mm

---

##### Marker for terminal blocks - UC-TM 6 - 0818085



Marker for terminal blocks, Sheet, white, Unlabeled, Can be labeled with: BLUEMARK CLED, BLUEMARK LED, Plotter, Mounting type: Snap into tall marker groove, For terminal block width: 6.2 mm, Lettering field: 5.6 x 10.5 mm

---

##### Marker for terminal blocks - UCT-TM 6 - 0828736



Marker for terminal blocks, Sheet, white, Unlabeled, Can be labeled with: THERMOMARK CARD PLUS, THERMOMARK CARD, BLUEMARK CLED, BLUEMARK LED, Mounting type: Snap into tall marker groove, For terminal block width: 6.2 mm, Lettering field: 5.6 x 10.5 mm

---

#### Test plug terminal block

##### Test plugs - PS-UKK 5 - 3000625



Test plugs, Color: red

## Feed-through terminal block - UKKB 5 - 2771146

### Accessories

---

Test plugs - PS-UKK/E - 3000641



Test plugs, Color: red

---

Reducing plug - RPS - 0201647



Reducing plug, Color: gray

---

Test socket

Female test connector - PSBJ 3/13/4 - 0201304



Female test connector, Color: silver

---

Female test connector - PSB 3/10/4 - 0601292



Female test connector, Color: silver

---

### Drawings

Circuit diagram

