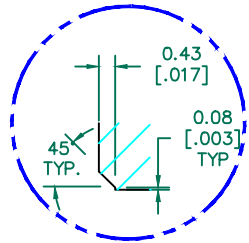


SEE DETAIL "A"
SECTION A-A

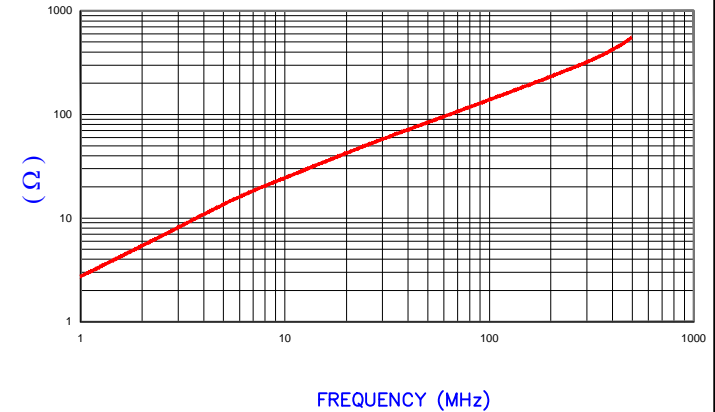


DETAIL "A"
CHAMFER
SCALE=5:1

UNCONTROLLED DOCUMENT

IMPEDANCE (Z)			
Frequency	25 MHz	100 MHz	300 MHz
Nominal (REF)	50 Ω	139 Ω	315 Ω
Minimum	- Ω	111 Ω	- Ω

Z vs. FREQUENCY
(REF. ONLY)



AGILENT E4991A Impedance/Material Analyzer
HP 16092A Test Fixture, REF 4428

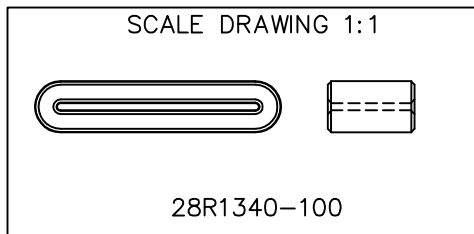
FERRITE CORE DIMENSIONS (SPEC):mm[Inches]

A	34.00 [1.340]	+	0.55 [.022]
B	28.00 [1.10]	+	0.45 [.018]
C	12.00 [.472]	+	0.40 [.016]
D	7.00 [.280]	+	0.45 [.018]
E	1.00 [.039]	+	0.40 [.016]
		-	0.30 [.012]

WEIGHT/1000 11.92 kgs [26.29 Lbs]

NOTES: UNLESS OTHERWISE SPECIFIED

1. COSMETIC SPECIFICATION REFER TO WI-QA-038.



RoHS

DIMENSIONS ARE IN mm [INCHES].				This print is the property of Laird Tech. and is loaned in confidence subject to return upon request and with the understanding that no copies shall be made without the written consent of Laird Tech. All rights to design or invention are reserved.		Laird	
C	UPDATE COMPANY LOGO	06/19/15	QIU	PROJECT/PART NUMBER: 28R1340-100		REV C	DRAWN BY: JRK
B	UPDATE Z SPEC AND COMPANY LOGO	07/27/07	JRK	DATE: 09/14/05	SCALE: 2.5 : 1	MATERIAL: FERRITE	
A	ORIGINAL DRAFT	09/14/05	JRK	CAD # 28R1340-100-C	TOOL # R1340		
REV	DESCRIPTION	DATE	INT				

Mouser Electronics

Authorized Distributor

Click to View Pricing, Inventory, Delivery & Lifecycle Information:

[Laird Technologies:](#)

[28R1467-000](#) [28R1340-100](#) [28R1418-000](#) [28R1022-000](#)