



Terminal blocks

to **Type 383** and **Type 191**

- **ASP044** page 45
- **ASP064** page 45
- **Type 113** page 88
- **Type 114** page 88
- **Type 369** page 87

Accessories

for **Type 383** and **Type 191**
Coding set
720293 page 204

Note for Type 191

Packaging for automated processing is available on demand. Please do not hesitate to contact us.

Type 383

Header, centerline 3.81 mm / 0.150 inches, vertical mounting, square contact pins 0.8 mm / 0.031 inches, closed ends, codable

Technical Data

V / A	300 / 8		
	130 V / 2.5 kV / 11 A		
Insulation co-ordination according to EN 60664-1			
Clearance and creepage distances	min. 3.01 mm		
Insulating material class	CTI 600		
Overvoltage category	III	III	II
Pollution degree	3	2	2
Rated voltage	200	500	500
Rated test voltage	2.5	4	2.5
Protection category according to IEC 529	IP00		
Solder pin dimension	0.8 x 0.8 mm		
Recommended pc board hole dia.	Ø 1.3 mm		
Solder pin length	3.25 mm		
Pole size	2 - 24		
Color	black		

Dimensions in mm — 1 mm = 0.0394 in.

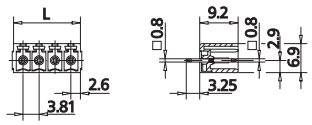

L = (pole size - 1) x centerline + 5.2 mm / 0.205 inches

Part numbers (P/N)

(information: page 110)

Complete the part number by adding the pole size.

Type 383
centerline 3.81 mm / 0.150 inches
P/N **313831**

	02	03	04	05	06	07	08
09	10	11	12	13	14	15	16
17	18	19	20	21	22	23	24

- Standard pole sizes
- Available on demand. Minimum order quantity 5000 pieces per item.

Type 191

Header, centerline 3.81 mm / 0.150 inches, vertical mounting, designed for THR, optional Tape on Reel packaging for automated processing, square contact pins 0.8 mm / 0.031 inches, closed ends, codable

Technical Data

V / A	300 / 8		
	130 V / 2.5 kV / 10 A		
Insulation co-ordination according to EN 60664-1			
Clearance and creepage distances	min. 3.01 mm		
Insulating material class	CTI 600		
Overvoltage category	III	III	II
Pollution degree	3	2	2
Rated voltage	200	500	500
Rated test voltage	2.5	4	2.5
Protection category according to IEC 529	IP00		
Solder pin dimension	0.8 x 0.8 mm		
Recommended pc board hole dia.	Ø 1.3 mm		
Solder pin length	3.25 mm		
Pole size	2 - 12		
Color	black		

Dimensions in mm — 1 mm = 0.0394 in.

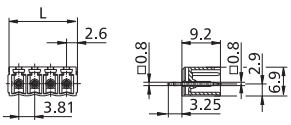

L = (pole size - 1) x centerline + 5.2 mm / 0.205 inches

Part numbers (P/N)

(information: page 110)

Complete the part number by adding the pole size.

Type 191
centerline 3.81 mm / 0.150 inches
P/N **311911**

	02	03	04	05	06	07	08
09	10	11	12				

- Standard pole sizes
- Available on demand. Minimum order quantity 5000 pieces per item.