



FEATURES

- RoHS compliant
- Inductance range from 1.2µH to 1mH
- Small footprint
- Ultra-low profile
- UL 94V-0 packaging materials
- Tape & reel
- J-STD-020C reflow
- Custom inductance values available

PRODUCT OVERVIEW

The 3400 series is a range of bobbin-wound, shielded inductors. They are suitable for power-line filtering found in consumer electronics such as desktop computers, handheld devices and GPS systems, as well as in a vast range of industrial and telecom applications including network hubs, bridges/routers, and high frequency wireless communication devices.

These surface mount inductors are extremely compact and have an integral shield, making them useful in EMI sensitive applications.

For lower current ratings see also our even lower profile 3400L series.

SELECTION GUIDE

Order Code	Inductance, L	DC Current ²	DC Resistance
	±20%	Max.	Max.
	µH	A	Ω
34122C	1.2 ± 30%	2.50	0.030
34152C	1.5 ± 30%	2.10	0.040
34222C	2.2 ± 30%	1.70	0.050
34332C	3.3 ± 30%	1.50	0.080
34472C	4.7 ± 30%	1.30	0.100
34682C	6.8 ± 30%	1.00	0.150
34103C	10	0.80	0.200
34153C	15	0.68	0.280
34223C	22	0.53	0.360
34333C	33	0.48	0.560
34473C	47	0.41	0.850
34683C	68	0.35	1.050
34104C	100	0.28	1.700
34154C	150	0.23	2.400
34224C	220	0.18	3.050
34334C	330	0.15	4.550
34474C	470	0.13	7.650
34684C	680	0.11	11.150
34105C	1000	0.09	15.000

ABSOLUTE MAXIMUM RATINGS

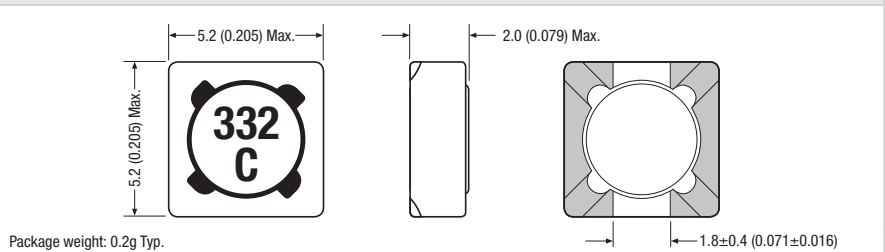
Operating temperature range	-40°C to 125°C
Storage temperature range	-40°C to 150°C

SOLDERING INFORMATION¹

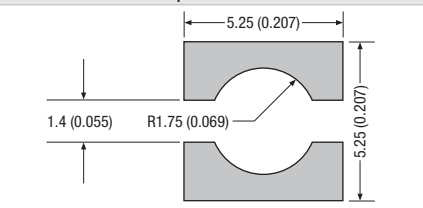
Peak reflow solder temperature	260°C
Pin finish	SAC 305
Moisture sensitivity level ³	1

PACKAGE SPECIFICATIONS

Mechanical Dimensions



Recommended Footprint Details



All dimensions in mm (inches)

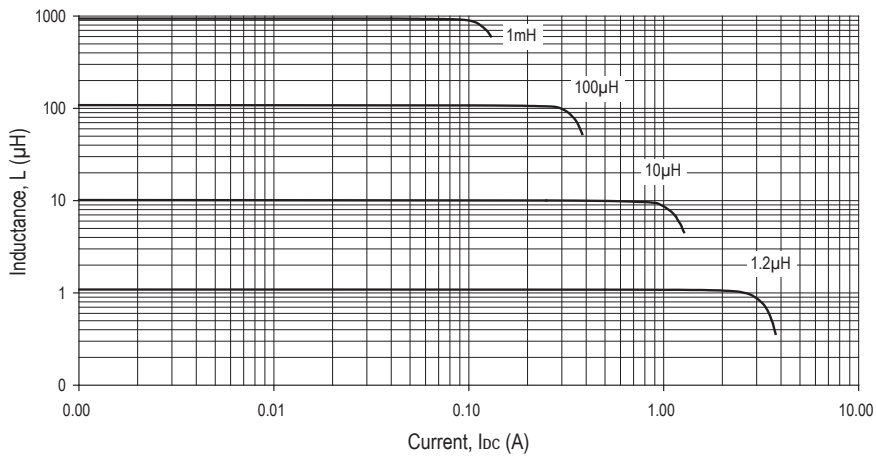
Specifications typical at T_A = 25°C

- 1 For further information, please visit www.murata-ps.com/rohs
- 2 The maximum DC current is the value at which the inductance falls to 75% of its nominal value or when its temperature rise reaches 40°C, whichever is sooner.
- 3 When tested to moisture sensitivity level 1, as described per IPC/JEDEC J-STD-020D, products passed electrical testing, package coplanarity and visual inspection.

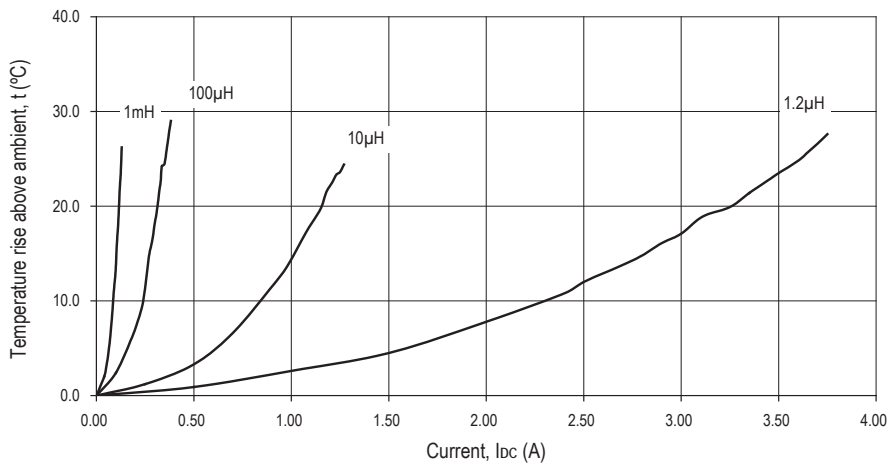


For full details go to
www.murata-ps.com/rohs

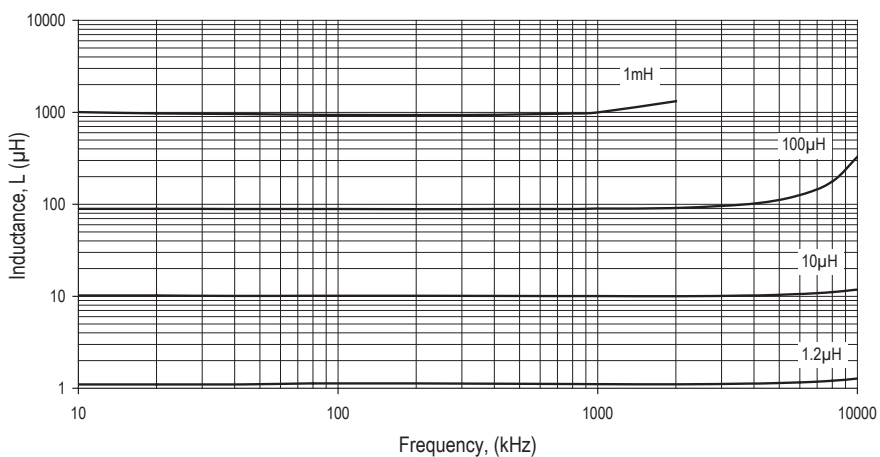
INDUCTANCE Vs CURRENT



TEMPERATURE Vs CURRENT

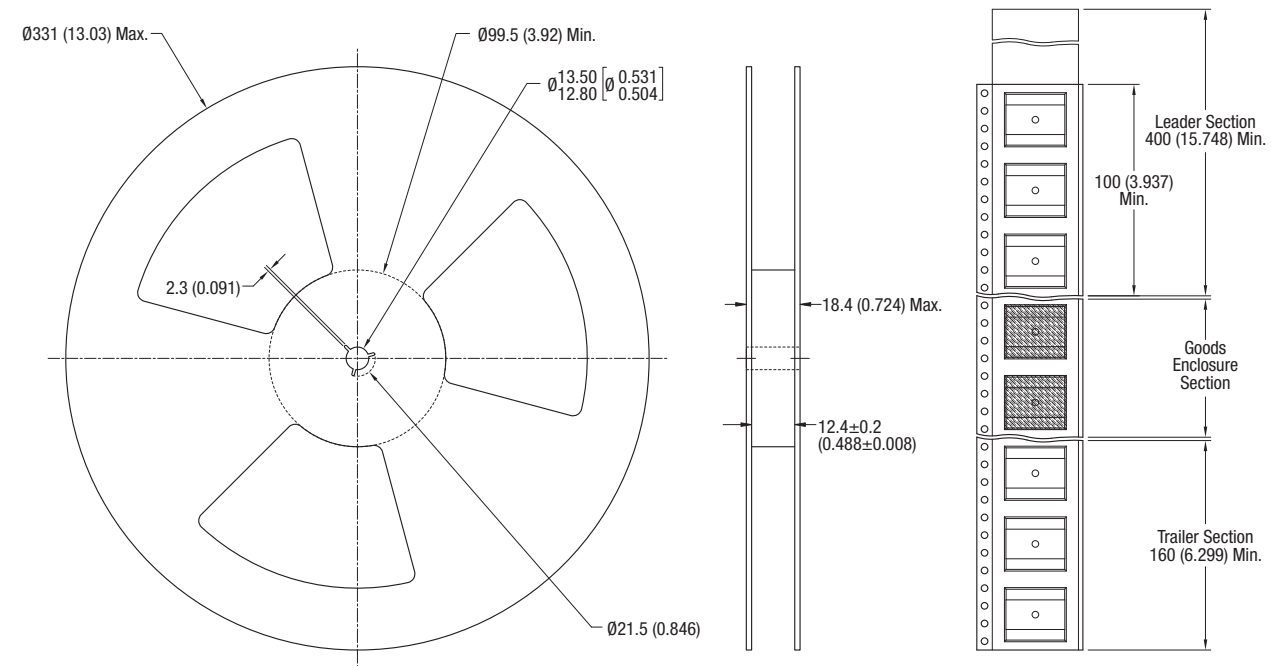


INDUCTANCE Vs FREQUENCY



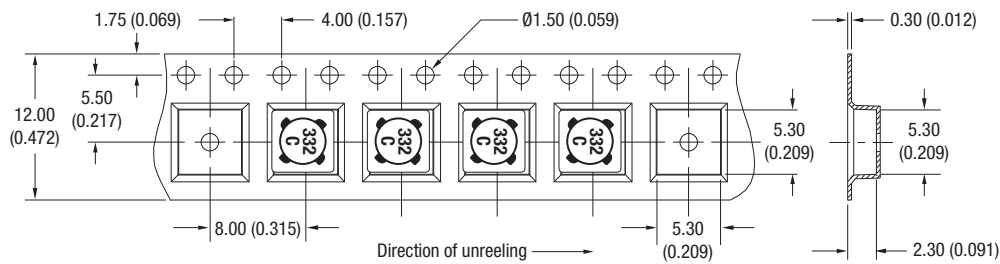
PACKAGE SPECIFICATIONS

Mechanical Dimensions



All dimension in mm (inches)

Tape Outline Dimensions



Reel quantity: 3000
Unless otherwise stated, all dimensions in mm (inches).

Murata Power Solutions, Inc.
11 Cabot Boulevard, Mansfield, MA 02048-1151 U.S.A.
ISO 9001 and 14001 REGISTERED

Murata Power Solutions, Inc. makes no representation that the use of its products in the circuits described herein, or the use of other technical information contained herein, will not infringe upon existing or future patent rights. The descriptions contained herein do not imply the granting of licenses to make, use, or sell equipment constructed in accordance therewith. Specifications are subject to change without notice.
© 2013 Murata Power Solutions, Inc.

Mouser Electronics

Authorized Distributor

Click to View Pricing, Inventory, Delivery & Lifecycle Information:

Murata:

[34105C](#) [34122C](#) [34153C](#) [34474C](#) [34683C](#) [34334C](#) [34222C](#) [34682C](#) [34473C](#) [34332C](#) [34154C](#) [34224C](#)
[34104C](#) [34333C](#) [34103C](#) [34223C](#) [34684C](#) [34472C](#) [34152C](#)