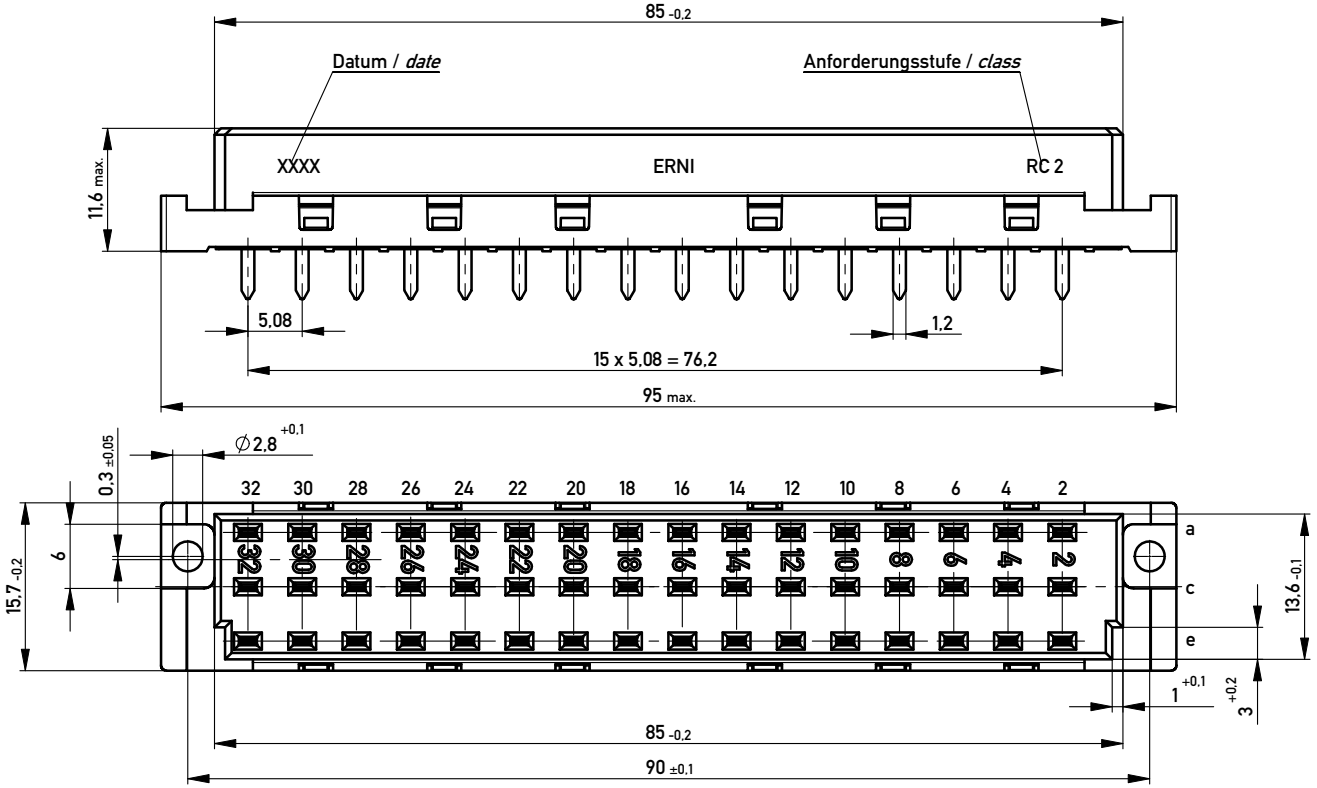

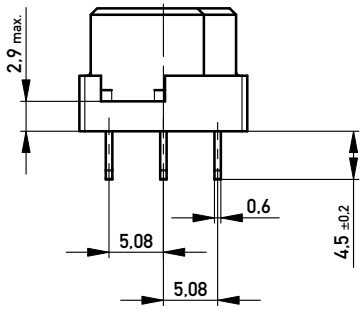

Lötanschluss 1,2 x 0,6 / *solder terminal 1,2 x 0,6*
Isolierwerkstoff / *housing material* : PBT GF 30
Anforderungsstufe 2 = 400 Steckzyklen / *performance class 2 = 400 mating cycles*
Bauart 7 / *type 7*

Bedruckung siehe Zeichnung 294875
Marking see drawing 294875

Leiterplatten-Layout Vorschlag
PCB-Layout Proposal

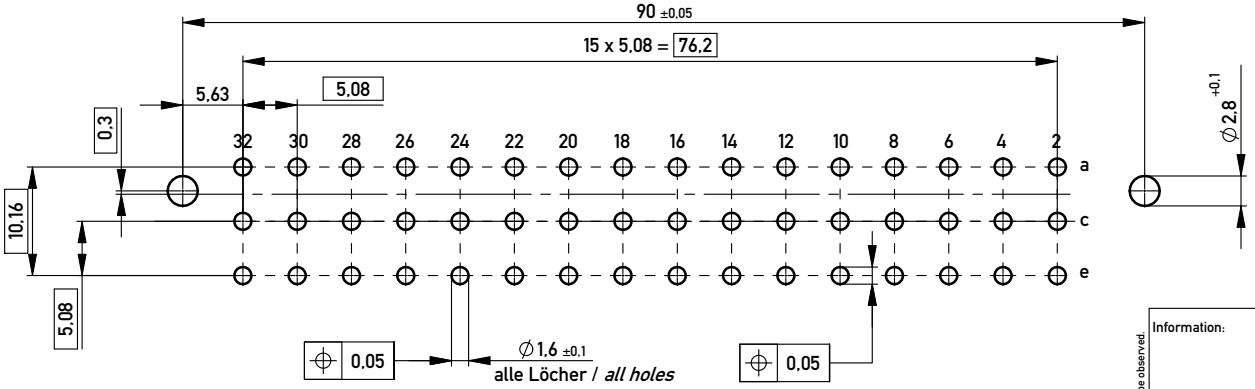

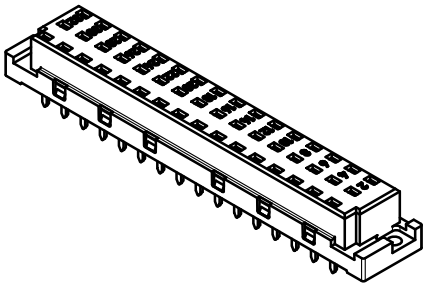

Fehlende Masse und Angaben nach DIN EN 60603-2 / *Missing information and dimensions according to DIN EN 60603-2*
Sonstige Angaben siehe Fertigungsunterlagen / *Additional indications please see the production documentation*

Information:	Tolerances	All Dimensions in mm	Scale 2:1
All rights reserved. Only for Information. To ensure that this is the latest version of this drawing, please contact one of the ERNI companies before using.	Subject to modification without prior notice. Drawing will not be updated.	ERNI www.ERNI.com	Designation: Federleiste E 48 Löt / *Fem Connector E 48 Solder*
			354660 — I — A3
Index	Date		Class STVE

Copyright by ERNI GmbH
Proprietary notice pursuant to ISO 16016 to be observed.