THIS DRAWING IS UNPUBLISHED. RELEASED FOR PUBLICATION –,– .
© COPYRIGHT – By – ALL RIGHTS RESERVED.

LOC	DIST
FT	0

REVISIONS

P	LTR	DESCRIPTION	DATE	DWN	APVD
	F1	WIRE SIZE CORRECTION	05MAR2015	CR	PS

MATERIAL:
HOUSING: THERMOPLASTIC, UL94V–0, BLACK.
TERMINAL: M3 THREAD, BRIGHT TIN PLATED, COPPER ALLOY.
SCREWS: M3 THREAD ZINC PLATED STEEL, EXCEPT WHERE OTHERWISE NOTED.

ELECTRICAL:
RATED CURRENT: 10A.
OPERATING VOLTAGE: 300V.
WIRE RANGE: 18–22 AWG.

MECHANICAL:
PITCH (TERMINAL SPACING): .250"
OPERATING TEMP.: 120°C MAX.

1. SEE FIGURE.
2. M3 SCREWS, ZINC PLATED STEEL AND M3 THREADED TERMINAL.
3. RUNNING TORQUE: 4 IN–LB MAX.
4. OBSOLETE PARTS: OBSOLETE CIS STREAMLINING PER D.RENAUD/D.SINISI
5. PRELIMINARY PART NUMBER

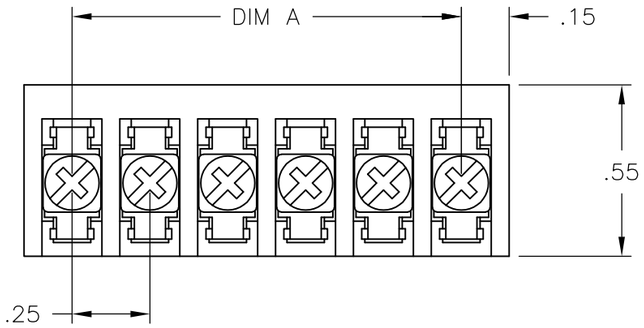

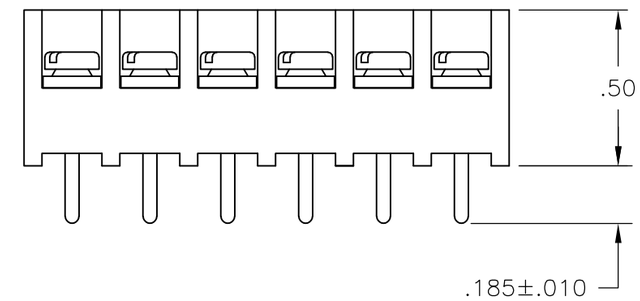

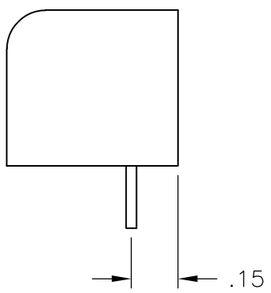

~~2–1546119–1~~

~~2–1546119–2~~

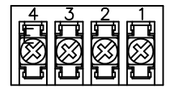

~~2–796988–7~~

	DIM. "A"	NO. OF POS.	CATALOG NUMBER	PART NO.
5	.25	2	3PCV–02–006–SPL	796597–3
	7.25	30	3PCV–30–006	4–1546119–3
	7.00	29	3PCV–29–006	2–1546533–9
	6.75	28	3PCV–28–006	2–1546533–8
	6.50	27	3PCV–27–006	2–1546533–7
	6.25	26	3PCV–26–006	4–1546119–2
	6.00	25	3PCV–25–006	2–1546533–5
	5.75	24	3PCV–24–006	4–1546119–1
	5.50	23	3PCV–23–006	2–1546533–3
	5.25	22	3PCV–22–006	3–1546119–9
	5.00	21	3PCV–21–006	2–1546533–1
2	4.75	20	3PCV–20–308	796597–2
	4.75	20	3PCV–20–006	796597–1
	4.50	19	3PCV–19–006	1–1546533–9
	4.25	18	3PCV–18–006	3–1546119–7
	4.00	17	3PCV–17–006	3–1546119–6
	3.75	16	3PCV–16–006	7–1437646–8
	3.50	15	3PCV–15–006	7–1437646–5
	3.25	14	3PCV–14–006	7–1437646–3
	3.00	13	3PCV–13–006	3–1546119–2
	2.75	12	3PCV–12–006	6–1437646–7
	2.50	11	3PCV–11–006	2–1546119–9
	2.25	10	3PCV–10–006	6–1437646–2
	2.00	9	3PCV–09–006	5–1437646–9
	1.75	8	3PCV–08–006	5–1437646–7
	1.50	7	3PCV–07–006	5–1437646–4
	1.25	6	3PCV–06–006	5–1437646–0
	1.00	5	3PCV–05–006	4–1437646–5
4 1 OBSOLETE	.75	4	3PCV–04–006–SPL	~~2–796988–7~~
	.75	4	3PCV–04–006	4–1437646–2
	.50	3	3PCV–03–006	3–1437646–9
4 1 OBSOLETE	.25	2	3PCV–02–297	~~2–1546119–2~~
4 1 OBSOLETE	.25	2	3PCV–02–296	~~2–1546119–1~~
	.25	2	3PCV–02–006	3–1437646–3

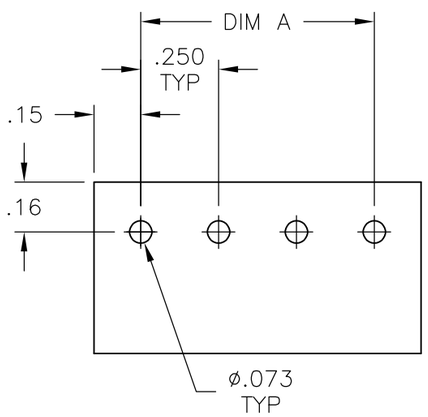

RECOMMENDED PCB LAYOUT

THIS DRAWING IS A CONTROLLED DOCUMENT.

DIMENSIONS: INCHES

TOLERANCES UNLESS OTHERWISE SPECIFIED:
0 PLC ± –
1 PLC ± –
2 PLC ± .02
3 PLC ± .010
4 PLC ± –
ANGLES ± –

MATERIAL –
FINISH –

DWN S SCHLEGEL 24MAR03
CHK S YODER 3/24/03
APVD S YODER 3/24/03
PRODUCT SPEC —
APPLICATION SPEC —
WEIGHT —

TE Connectivity

NAME 3PCV–XX–006 ASSEMBLY

SIZE	CAGE CODE	DRAWING NO	RESTRICTED TO
A3	00779	C–4–1437646–2	—

CUSTOMER DRAWING | SCALE NTS | SHEET 1 OF 1 | REV F1

Mouser Electronics

Authorized Distributor

Click to View Pricing, Inventory, Delivery & Lifecycle Information:

TE Connectivity:

3PCV-08-006