THIS DRAWING IS UNPUBLISHED. RELEASED FOR PUBLICATION 20
© COPYRIGHT 20 BY TYCO ELECTRONICS CORPORATION. ALL RIGHTS RESERVED.

LOC	DIST
AD	00

REVISIONS

P	LTR	DESCRIPTION	DATE	DRN	APVD
	O	REV PER EC 0512-0235-04	29SEP2004	BC	RW
	A	REVISED PER ECO-08-008615	10JUL2008	DH	DB
	A1	REV PER ECO-09-018460	12SEP2009	AEG	HM

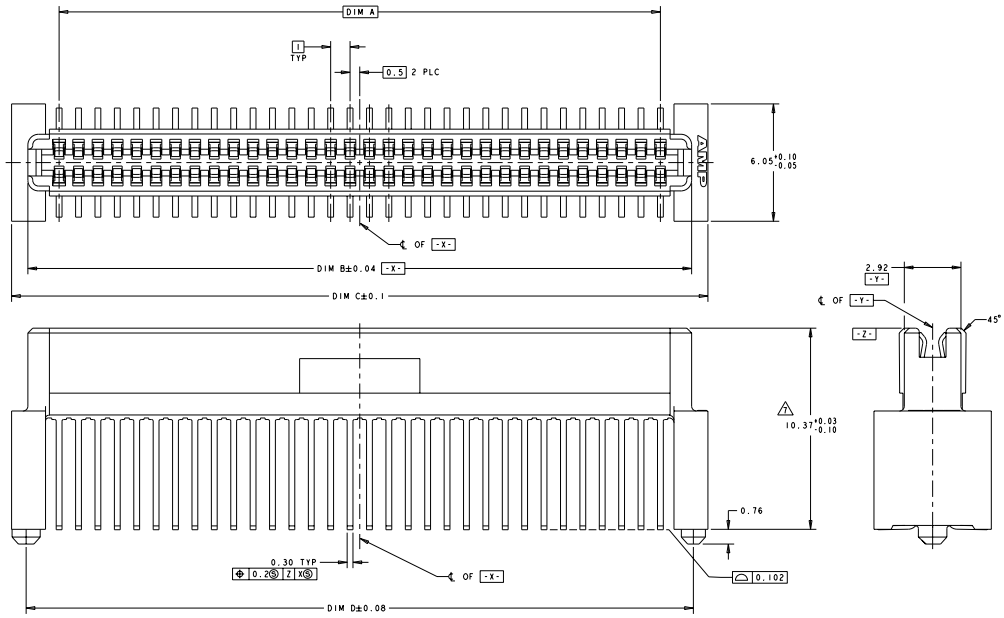

1. HOUSING MATERIAL: HIGH TEMPERATURE THERMOPLASTIC, COLOR; BLACK. CONTACT MATERIAL: PHOSPHOR BRONZE.
2. CONTACT FINISH: NICKEL UNDERPLATE ALL OVER, MATING SURFACES PLATED TO MEET PLI PERFORMANCE REQUIREMENTS OF INDUSTRY SPECIFICATION EIA-700AAAB, SOLDER TAILS PLATED TIN.
3. DATUM LOCATIONS AND BASIC DIMENSIONS TO BE ESTABLISHED BY THE CUSTOMER. CONSULT AMP ENGINEERING WHEN PLACING MULTIPLE CONNECTORS ON A PC BOARD.
4. PACKAGED IN TAPE ON REELS PER EIA-481.
5. 1.5 MIN DIAMETER HOLE SHOULD BE USED IF USING POST STYLE "A" AND PLACING ON PCB WITH VACUUM PLACEMENT EQUIPMENT.
6. SHORTER SOLDER LANDS MAY BE USED PER EIA 700AAAB, HOWEVER 2.4 LENGTH ASSURES OPTIMUM SOLDER FILLET REGARDLESS OF MANUFACTURER OF CONNECTOR.
7. REFERRED TO AS DIM H = 10.3±0.1 IN EIA 700AAAB SPECIFICATION.
8. CONTACT FINISH: 0.00381 MINIMUM MATTE TIN PER ASTM B 545 ON SOLDER AREA, 0.00127 MINIMUM GOLD PER ASTM B 488 ON MATING AREA, BOTH OVER 0.00127 MINIMUM NICKEL PER SAE-AMS-QQ-N-290 ON ENTIRE CONTACT.
9. SQUARE AND DIAMOND SHAPED POSTS
10. ROUND SHAPED POSTS

9 STYLE A POSTS

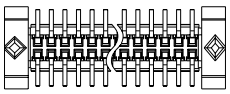

10 STYLE B POSTS

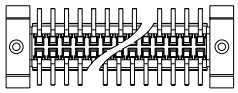

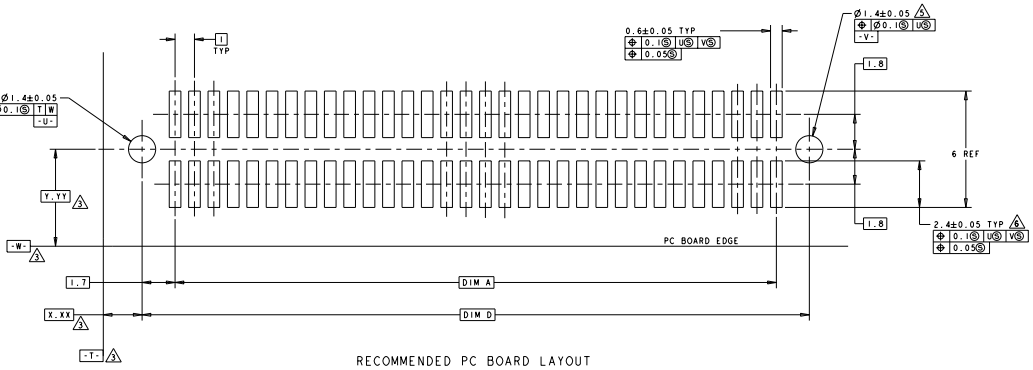

RECOMMENDED PC BOARD LAYOUT

POST STYLE	FINISH	DIM D	DIM C	DIM B	DIM A	STACK HGTS	POS	PART NO
10	8	44.4	45.9	44.22	41	14.15	84	3-5120524-2
10	8	34.4	35.9	34.22	31	14.15	64	3-5120524-1
10	2	44.4	45.9	44.22	41	14.15	84	2-5120524-2
10	2	34.4	35.9	34.22	31	14.15	64	2-5120524-1
9	8	44.4	45.9	44.22	41	14.15	84	1-5120524-2
9	8	34.4	35.9	34.22	31	14.15	64	1-5120524-1
9	2	44.4	45.9	44.22	41	14.15	84	5120524-2
9	2	34.4	35.9	34.22	31	14.15	64	5120524-1

DIMENSIONS: MM	TOLERANCES UNLESS OTHERWISE SPECIFIED: 0 PLC ±- ; 1 PLC ±0.; 2 PLC ±0.03; 3 PLC ±0.003; ANGLES ±0°-; FINISH -	MATERIAL 1 SEE TABLE	DWN B. CARBO 29SEP04; CHK B. MERTZ 29SEP04; APPR B. MERTZ 29SEP04; PRODUCT SPEC 502-1079; APPLICATION SPEC 114-25045; WEIGHT -
CUSTOMER DRAWING			

Tyco Electronics Corporation, Harrisburg, PA 17105-3608

NAME: RCPT ASSY, 1.0mm FH(IEEE1386) CONNECTOR

SIZE A1 | CAGE CODE 00779 | DRAWING NO C-5120524 | RESTRICTED TO -

SCALE 10:1 | SHEET 1 OF 1 | REV A1

AMP 4805 REV 31MAR2000

PRELIMINARY DRAWING

Downloaded from Elcodis.com electronic components distributor