THIS DRAWING IS UNPUBLISHED. RELEASED FOR PUBLICATION .19 .
© COPYRIGHT 19 BY AMP INCORPORATED. ALL RIGHTS RESERVED.

LOC	DIST	REVISIONS					
AA	22	Y	LTR	DESCRIPTION	DATE	DWN	APVD
			S	SUPERSEDED: -3 & -4; EC 0UFO-0006-01	20SEP01	DLD	LLV

1. MATERIAL: HOUSING - POLYESTER, SEE TABLE FOR COLOR.
   TERMINAL - 0.35[.0138] THICK PHOS-BRONZE PLATED WITH 1.27µm [.00005O] THICK HARD GOLD IN LOCALIZED GOLD PLATE AREA AND 2.03µm [.00008O] THICK TIN LEAD IN SOLDER AREA OVER 1.27µm[.00005O] THICK NICKEL UNDERPLATE.
2. CAVITY CONFORMS TO FCC RULES AND REGULATION5 PART 68 AND REA BULLETIN 345-81 PE 76 SPECIFICATION FOR MODULAR TELEPHONE HARDWARE.
3. DIMENSION ARE MAXIMUM UNLESS OTHERWISE SPECIFIED.
4. BULK PACKAGED IN A TRAY.
5. PACKAGED 42 ASSEMBLIES PER TUBE WITH BOTH ENDS CLOSED, SEE DETAIL "A".
6. VIEW SHOWN IS CIRCUIT SIDE (NON-COMPONENT) SIDE OF BOARD.

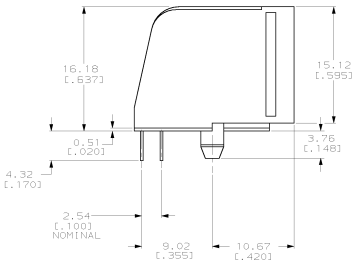

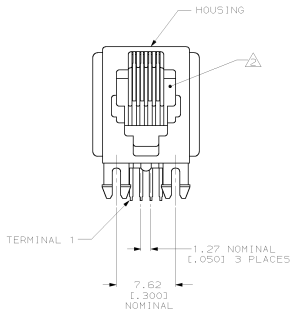

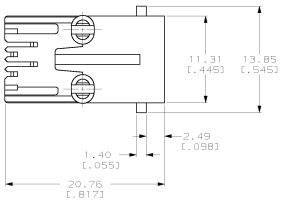

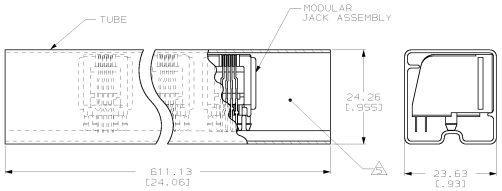

DETAIL A
SCALE 2:1

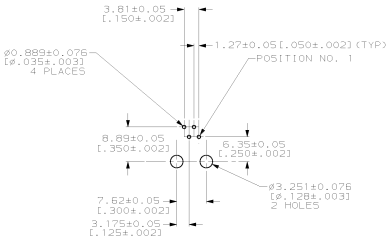

SUGGESTED PRINTED CIRCUT BOARD LAYOUT
SCALE 2:1

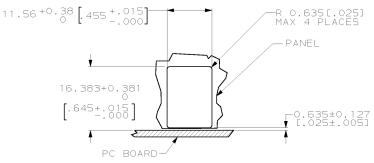

SUGGESTED PANEL CUTOUT
SCALE 2:1

SUPERSEDED BY 520249-2	BLACK	4	520249-4
SUPERSEDED BY 520249-2	DEC GRAY	4	520249-3
	BLACK	4	520249-2
PACKAGED	COLOR	CONTACTS	PART NUMBER

THIS DRAWING IS CONTROLLED DOCUMENT FOR USE WITHIN AMP. IT IS SUBJECT TO CHANGE AND THE CONTENTS ARE PROPRIETARY. DRAWING COPIES MUST BE CONTROLLED FOR THE LATEST REVISION.

DIMENSIONS: mm[INCHES]
TOLERANCES UNLESS OTHERWISE SPECIFIED:
2 PLC ±-
3 PLC ±-
4 PLC ±-
5 PLC ±-
ANGLES ±-

MATERIAL 1
FINISH 1

DWN: J. MABE 5-27-94
CHK: T. CANTY 9-20-94
APVD: L. WOLFEL 10-4-94
PRODUCT SPEC: 108-2024
APPLICATION SPEC: 114-2048
WEIGHT: –
CUSTOMER DRAWING

AMP
AMP Incorporated
Harrisburg, PA 17105-3608

NAME: PRINTED CIRCUIT BOARD MODULAR JACK ASSEMBLY,SIDE ENTRY,4 POSITION, FLANGELESS,WITH PANEL STOPS

SIZE: A1 CAGE CODE: 00779 DRAWING NO: C-520249

SCALE: 4:1 SHEET: 1 OF 1 REV: S

AMP 4805 REV 9394194

28-SEP-01 16:05:00 amp30(5) /home/amp30(5)/0UFO-0006-01

Downloaded from Elcodis.com electronic components distributor