THIS DRAWING IS UNPUBLISHED. RELEASED FOR PUBLICATION -.-.-
© COPYRIGHT – BY TYCO ELECTRONICS CORPORATION. ALL RIGHTS RESERVED.

LOC	DIST
AJ	16

REVISIONS

P	LTR	DESCRIPTION	DATE	DRN	APVD
	A	REVISED PER EC 0514–0150–05	30AUG05	BM	JL

1. ZINC PER QQ–Z–363.
2. POLYMETHYLPENTENE PER ASTM–D–1238.
3. PHOSPHOR BRONZE PER QQ–B–750.
4. BRASS PER ASTM–B–453.
5. NICKEL PLATE PER QQ–N–290, 3.81 µm [.000150] MINIMUM THICK.
6. TIN PLATE PER ASTM–B–545, 3.81 µm [.000150] MINIMUM THICK.
7. SEE INSTRUCTION SHEET 408–2769.

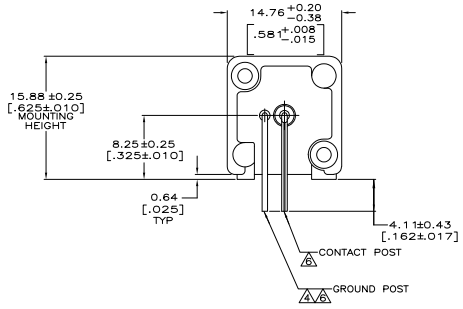

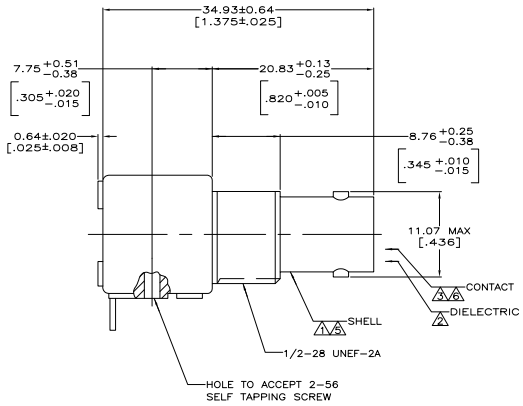

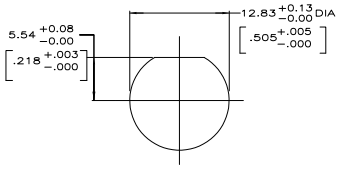

RECOMMENDED PANEL CUTOUT

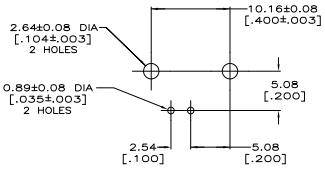

PCB CONFIGURATION

5227433–1

PART NUMBER

THIS DRAWING IS A CONTROLLED DOCUMENT.

DIMENSIONS: mm [INCHES]

TOLERANCE UNLESS OTHERWISE SPECIFIED:
0 PLC ± –
1 PLC ± –
2 PLC ± 0.05 [.002]
3 PLC ± –
4 PLC ± –
ANGLES ± –

MATERIAL: SEE NOTES 1–4

FINISH: SEE NOTES 5–7

TRN J. ALCORTA – 26APR2006 DOCKS
CHK J. HAVENER 26APR2006
APVD J. LIPPERT 26APR2006

PRODUCT SPEC 108–12078
APPLICATION SPEC –
WEIGHT –

CUSTOMER DRAWING

Tyco Electronics Corporation
Harrisburg, Pa 17105–3608

NAME: JACK, RIGHT ANGLE, PCB 50 OHM, SERIES BNC

SIZE A1 | CAGE CODE 00779 | DRAWING NO C–5227433 | RESTRICTED TO –

SCALE 4:1 | SHEET 1 OF 1 | REV A

AMP 4805 REV 31MAR2000

Downloaded from Elcodis.com electronic components distributor