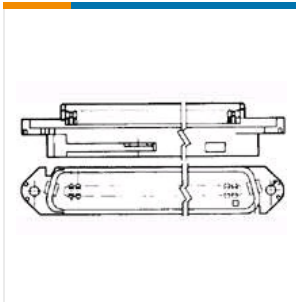




## IDC D-SUB CONNECTORS



✓ Active

[↓](#) **PRODUCT DRAWING**  
English

[↓](#) **3D PDF**

TE CONNECTIVITY (TE)

### ASSY, PLUG, 50 POS, E SLOT

CHAMP | [Standard CHAMP Products](#)

552390-1

TE Internal Number: 552390-1

[Always EU RoHS/ELV Compliant](#)

Connector Style **Plug**

Stranded Wire Range (mm<sup>2</sup>) **.09, .1, .14**

Shielded **No**

Centerline **2.16 mm [ .085 in ]**

Number of Positions **50**

#### Product Drawings

[PLUG ASSEMBLY, 50 POSITION E-SLOT, W/ 4-40 HOLES CHAMP-LOK](#)

PDF ([TIFF AVAILABLE](#))  
English

[PLUG ASSEMBLY, 50 POSITION E-SLOT, W/ 4-40 HOLES CHAMP-LOK](#)

PDF ([TIFF AVAILABLE](#))  
English

#### CAD Files

[Customer View Model](#)

3D\_IGS.ZIP  
English

[Customer View Model](#)

3D\_STP.ZIP  
English

[Customer View Model](#)

2D\_DXF.ZIP  
English

[3D PDF](#)

PDF  
English

#### Product Specifications

Product Specification

[Connector, CHAMP](#)

PDF  
English

[Connector, CHAMP](#)

TIF  
English

[Connector, CHAMP](#)

TIF  
Japanese

[Connector, CHAMP](#)

PDF  
Japanese

Application Specification

[CHAMP Cable Connectors \(Standard And Shielded\)](#)

PDF  
English

Qualification Test Report

[AMP Standard CHAMP Connector](#)

PDF

Japanese

[AMP Standard CHAMP Connector](#)

PDF  
English

[AMP Standard CHAMP Connector](#)

TIF  
English

## Product Environmental Compliance

TE Material Declaration

[MD\\_552390-1\\_03192014220\\_dmtec](#)

PDF  
English

## Instruction Sheets

Instruction Sheet (U.S.)

[CHAMP Cable-To-Cable And Cable-To-Panel Connectors](#)

PDF  
English


Please review product documents or [contact us](#) for the latest agency approval information. Please Note: Use the Product Drawing for all design activity.

Product Type Features	Connector Style	<b>Plug</b>
	Shielded	<b>No</b>
	Wire/Cable Type	<b>7 Strand</b>
	Product Type	<b>Connector</b>
	Product Category	<b>Connectors</b>
	Profile	<b>Standard</b>
	Connector Classification	<b>IDC</b>
	Slot Type Letter Code	<b>E</b>
Configuration Features	Number of Positions	<b>50</b>
Body Features	Color	<b>Black</b>
Contact Features	Contact Mating Area Plating Material	<b>Gold Flash over Palladium Nickel, Gold</b>
	Contact Base Material	<b>Copper Alloy</b>
	Contact Mating Area Plating Thickness (µin)	<b>30</b>
Mechanical Attachment	Flange Thickness	<b>Thick</b>
	Mating Connector Lock	<b>With</b>
	Panel Mount Retention	<b>Without</b>
	Mating Connector Lock Type	<b>Screwlocks</b>
Housing Features	Centerline	<b>2.16 mm [ .085 in ]</b>

Housing Features	Centerline	2.14 mm [.085 in]
	Housing Color Dot Designation	Yellow
	Housing Material	Polyphenylene Oxide (PPO)
Dimensions	Stranded Wire Range (mm²)	.09, .1, .14
	Wire Range (AWG)	26, 27, 28
	Insulation Diameter (Max)	1.14 mm [.045 in]
Packaging Features	Packaging Quantity	100
	Packaging Method	Package, Tray/Box
Product Compliance		<a href="#">Statement of Compliance</a> PDF
		<a href="#">VIEW ALL PRODUCT COMPLIANCE</a>

CUSTOMERS ALSO BOUGHT

IDC D-SUB CONNECTORS




ASSY, PLUG, 50 POS, E SLOT  
552471-1

Save to List

Find Similar Products

IDC D-SUB CONNECTORS




ASSY, RCPT, 50 POS, E SLOT  
552391-1

Save to List

Find Similar Products

D-SUB COVERS




KIT, COVER, 180, 50 POS  
4-552008-1

Save to List

Find Similar Products

D-SUB COVERS



KIT, COVER, 180, 50 POS  
3-552008-1

Save to List

Find Similar Products