THIS DRAWING IS UNPUBLISHED. RELEASED FOR PUBLICATION -.-.-
© COPYRIGHT 2006 BY TYCO ELECTRONICS CORPORATION. ALL RIGHTS RESERVED.

UOC	DIST
GP	00

REVISIONS

P	LTR	DESCRIPTION	DATE	DRN	APVD
	O	RELEASED PER EC 0513-0221-05	18SEP05	RR	JG

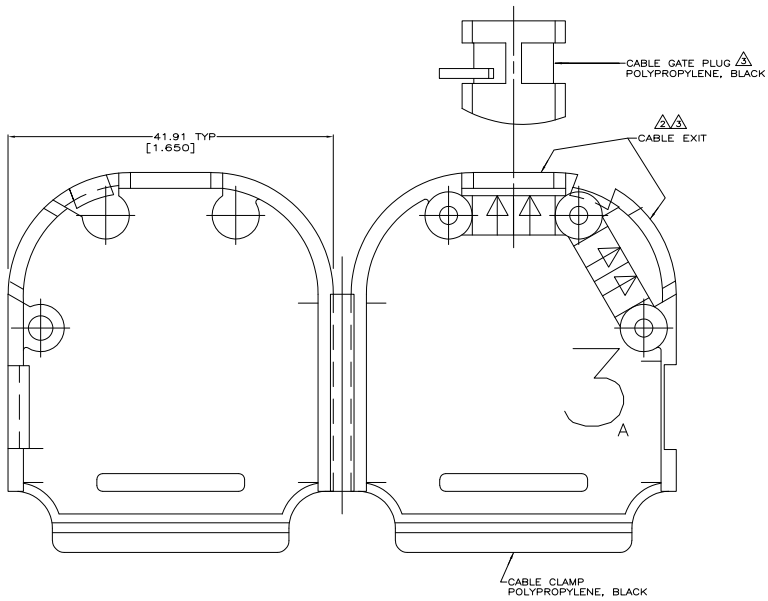

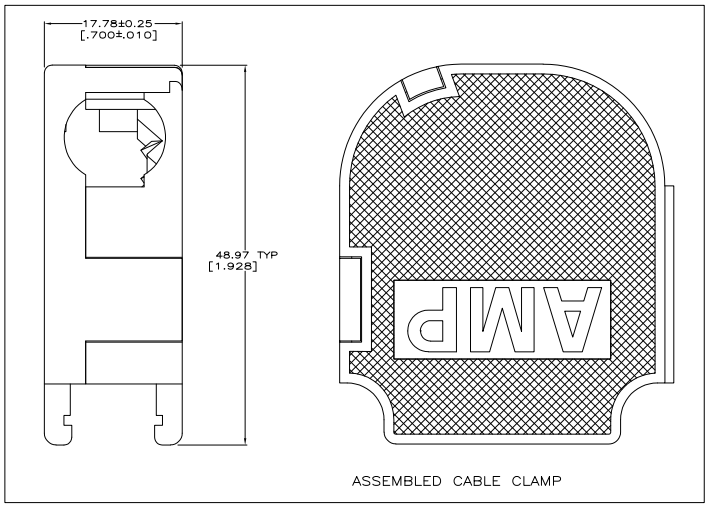

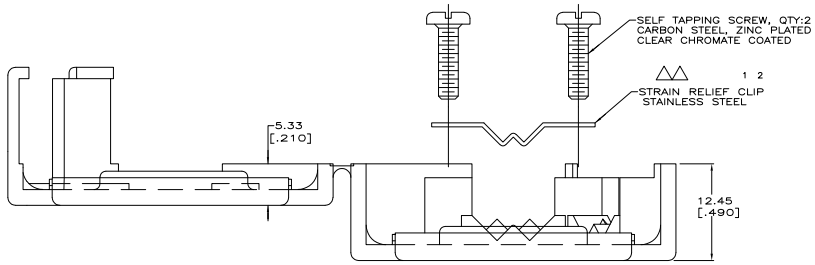

1. CLIP CAN BE INSTALLED AS SHOWN FOR SMALL DIAMETER CABLE, OR REVERSED FOR LARGE DIAMETER CABLE.
2. CLIP MAY BE USED AT EITHER CABLE EXIT.
3. CABLE GATE PLUG TO BE PLACED IN CABLE EXIT NOT BEING USED.
4. CABLE DIAMETER RANGE = 4.57–11.68 [.180–.460].

UNIT KIT	5750078-1
PACKAGING	PART NO

THIS DRAWING IS A CONTROLLED DOCUMENT.

DIMENSIONS: INCHES
TOLERANCE UNLESS OTHERWISE SPECIFIED:
0 PLC ± –
1 PLC ± –
2 PLC ± –
3 PLC ± 0.13[.005]
4 PLC ± –
ANGLES ± –
MATERIAL: SEE CALLOUTS
FINISH: SEE CALLOUTS

DRN: R.RICHARDSON 18SEP05
CK: C.ROHDE 18SEP05
APV: M.WALMSLEY 18SEP05
PRODUCT SPEC: –
APPLICATION SPEC: –
WEIGHT: –

Tyco Electronics Corporation
Harrisburg, PA 17105-3608

NAME: CABLE CLAMP KIT, UNASSEMBLED, SIZE 3, QUIK-SNAP, 120 & 180 CABLE EXIT, AMPLIMITE

SIZE: A1 | CAGE CODE: 00779 | DRAWING NO: C-5750078 | RESTRICTED TO: –

CUSTOMER DRAWING | SCALE: 4:1 | SHEET 1 OF 1 | REV: O

AMP 4805 REV 31MAR2000

25FEB2006 1:55pm IR561 D:\EC's_Gerace\ecn-0s13-0221-05\5750078_1-c.dwg

Downloaded from Elcodis.com electronic components distributor