THIS DRAWING IS UNPUBLISHED. RELEASED FOR PUBLICATION -.-.-
© COPYRIGHT - BY TYCO ELECTRONICS CORPORATION. ALL RIGHTS RESERVED.

LOC	CONT
CM	00

REVISIONS

P	LTR	DESCRIPTION	DATE	DWN	APVD
	M	REVISED PER 0638-0144-04	17JUN04	KW	DS

1. INSULATION RANGE- 4.57 [.180] MAX DIA.
   WIRE RANGE- 0.6-2mm² [20-14] AWG.
2. NOT RECOMMENDED FOR USE IN 1,5,6,9,12,&15 POSITION STANDARD 2.36 [.093] COMMERCIAL PIN & SOCKET HOUSINGS WITH INSULATION DIAMETERS GREATER THAN 4.06 [.160]
3. DIMENSIONS IN BRACKETS ARE IN INCHES.

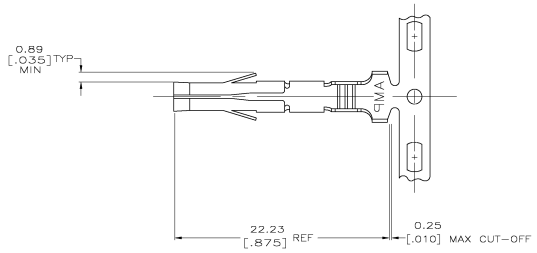

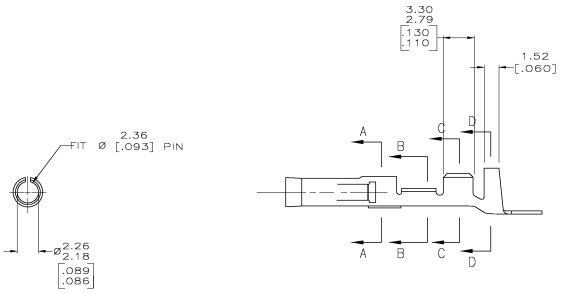

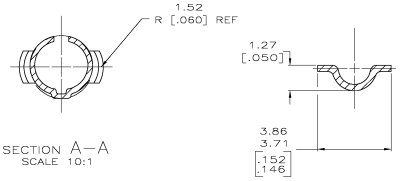

SECTION A-A
SCALE 10:1

SECTION B-B
SCALE 10:1

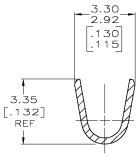

SECTION C-C
SCALE 10:1

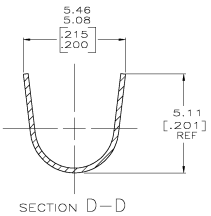

SECTION D-D
SCALE 10:1

770529-1
PART NUMBER

METRIC

THIS DRAWING IS A CONTROLLED DOCUMENT.

DIMENSIONS: mm [INCHES]

TOLERANCES UNLESS OTHERWISE SPECIFIED:
0 PLC ± –
1 PLC ± –
2 PLC ± –
3 PLC ± .005
4 PLC ± –
ANGLES ± 0.50°

MATERIAL –
FINISH –

DWN K. WHITAKER 17JUN04
CHK D. COLEY 17JUN04
APVD D. COLEY 17JUN04
PRODUCT SPEC –
APPLICATION SPEC –
WEIGHT –

Tyco Electronics
Tyco Electronics Corporation
Greensboro, NC 27409

NAME .093 SOCKET, COMMERCIAL PIN AND SOCKET

SIZE A1 CAGE CODE 00779 DRAWING NO C-770529 RESTRICTED TO –

CUSTOMER DRAWING SCALE 1:1 SHEET 1 OF 1 REV M

AMP 4895 REV 31MAR2000

Downloaded from Elcodis.com electronic components distributor