THIS DRAWING IS UNPUBLISHED. RELEASED FOR PUBLICATION -,- .
© COPYRIGHT - By - ALL RIGHTS RESERVED.

LOC	DIST
AD	00

REVISIONS

P	LTR	DESCRIPTION	DATE	DWN	APVD
	P2	REVISED PER ECO-11-004587	11MAR11	RK	HMR

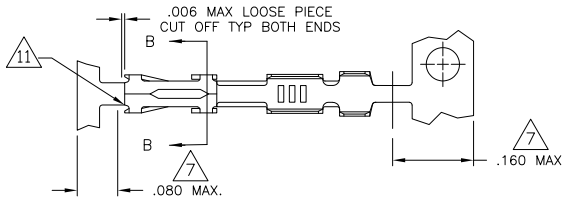

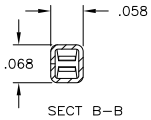

SECT B-B

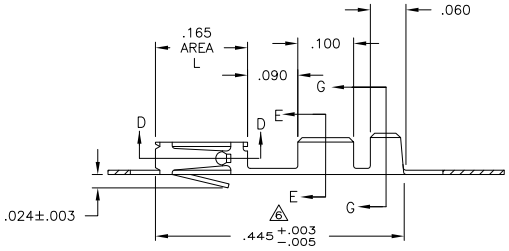

WIRE SIZE#22-#26
SECT E-E

INSULATION RANGE
.061 MAX
SECT G-G

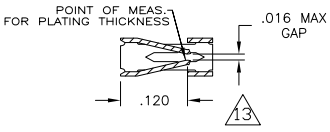

SECT D-D

1. REELED FOR MINI APPLICATOR
2. .000030 GOLD OVER .000050 NICKEL
3. GOLD FLASH OVER NICKEL,.000030 GOLD ON CONTACT AREA
4. PREPLATED:(HALT).000078-.000158 BRIGHT TIN
5. .000050 GOLD OVER .000050 NICKEL
6. GOLD FLASH OVER NICKEL,.000015 GOLD ON CONTACT AREA
7. GOLD PLATING NOT REQUIRED IN THIS AREA
8. .000050 GOLD ON CONTACT AREA,GOLD FLASH AREA L OVER.000050/.000100 NICKEL ENTIRE CONTACT
9. SHEARED EDGES MAY BE UNPLATED
10. REELED FOR STANDARD APPLICATOR
11. CUT OUTS ON BOX AT MANUFACTURER'S OPTION
12. OBSOLETED PART NUMBER
13. PT.OF MEAS.FOR PLATING THICKNESS(INSIDE BEAMS)
14. .000015 GOLD IN THE CONTACT AREA, .000050 NICKEL OVER THE ENTIRE TERMINAL
15. OBSOLETE PARTS: OBSOLETE CIS STREAMLINING PER D.RENAUD/D.SINISI

PART NO.	LOOSE PIECE PART NO.	FINISH	PART NO.
	12 -7	9 14	1-87666-9
9 15 OBSOLETE 1- 12 -7	87667-6	8 7	~~1-87666-6~~
1- 12 -1	87667-5	6 7	87666-5
1- 12 -0	87667-4	5 7	87666-4
12 -9	87667-3	4	87666-3
12 -8	87667-2	3 7	87666-2
12 -7	87667-1	2 7	87666-1

THIS DRAWING IS A CONTROLLED DOCUMENT.

DIMENSIONS: INCHES

TOLERANCES UNLESS OTHERWISE SPECIFIED:
0 PLC ± -
1 PLC ± -
2 PLC ± -
3 PLC ± .005
4 PLC ± -
ANGLES ± -

MATERIAL: BERYLLIUM COPPER .008 THK. COML.
FINISH: SEE TABLE

DWN E.C.CLAYBAUGH 8/03/98
CHK -
APVD -
PRODUCT SPEC -
APPLICATION SPEC -
WEIGHT -

TE Connectivity

NAME: CONTACT, FEMALE MOD IV, CRIMP SNAP-IN

SIZE A2 | CAGE CODE 00779 | DRAWING NO C-87666 | RESTRICTED TO -

CUSTOMER DRAWING | SCALE 8:1 | SHEET 1 OF 1 | REV P2

1471-9 (3/11)

Downloaded from Elcodis.com electronic components distributor