

Screw Connectors for Printed Circuit Boards

931-T (-DS) | 3.50 mm (0.138 in) Spacing - 2-3 poles**PICTURES**

931-T-DS

TECHNICAL INFORMATION**Description**

Low profile

Wire entrance perpendicular to PC Board

Dovetail version

Can be factory, field or distributor assembled to almost any length



Technical Data**Center to Center Spacing:** 3.500 mm (0.138 in)**Nominal Cross Section:** 1 mm² (1550 mils²)**Wire Stripping Length:** 6.000 mm (0.236 in)**Recommended Hole Diameter in PC Board:** 1.200 mm (0.047 in)**Bill of Materials****Molding :** Polyamide, Self extinguishing UL 94, V-0**Color :** Grey**Temperature limits :****Short Time :** 140°C (284°F)**Continuous :** 105°C (221°F)**Low Limit :** -40°C (-40°F)**Comparative Tracking Index :** CTI ? 600 V**Oxygen Index Rating :** 33 %**Terminal Body:** Tin plated copper alloy

: Nickel silver

Screw: Slotted head, zinc plated blue passivated, steel substrate M2**Solder Pin:** Tin plated copper alloy 0.9 mm (0.035 in.)

APPROVAL INFORMATION

UL File No. E69841 | CSA File No. LR24322

Type	Current (A)	Voltage (V)	Application Group	AWG	Screw Tightening Torque
 931-T (-DS) 3.5 mm	10	300	B	26-16	2.0 lbfin
 931-T (-DS) 3.5 mm	10	300	B	26-16	0.2 lbfin


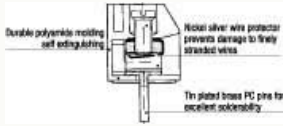
International Approval Information

Rated Impulse Withstand Voltage : 2500 V

$$L = \text{No. of Poles} \times \text{Center to Center Spacing}$$

SECTION A - SERIES 93

Terminal Blocks for Printed Circuit Boards



Series 93 screw connectors for printed circuit boards are some of the smallest available in the marketplace. Their space-saving design is based on a center-to-center spacing of 3.5 mm (0.138 in.). They are available both in solid versions from 2 to 24 positions as well as in 2 and 3 position dovetail (-T) blocks which can be clipped together quickly to provide the designer with the needed number of positions while maintaining center-to-center pin-spacing. Another advantage of the dovetail system is that both inventory and delivery times can be kept to a minimum. This series is end-to-end stackable while maintaining the 3.5 mm spacing.

We strongly recommend the optional wire protectors (-DS designation) to prevent damage to stranded wiring from the clamping screw mechanism. Solid wiring does not require wire protectors this makes insertion of larger wires easier in field wiring applications.

Type 938 has a rectangular wire entry design which can allow the use of a larger wire than type 930 the 938 can provide easier wire insertion.

Each product has a "How To Order" area as well as a complete listing of UL and CSA approval specifications, available options and accessories.