

Screw Connectors for Printed Circuit Boards

977-T (-DS) | 7.50 mm (0.296 in) Spacing - 2-3 poles**PICTURES**

977-T-DS

TECHNICAL INFORMATION**Description**

Wire entrance parallel to PC Board



Dovetail version

Can be factory, field or distributor assembled to almost any length

Technical Data**Center to Center Spacing:** 7.500 mm (0.296 in)**Nominal Cross Section:** 2.5 mm² (3875 mils²)**Wire Stripping Length:** 7.000 mm (0.276 in)**Recommended Hole Diameter in PC Board:** 1.300 mm (0.051 in)**Bill of Materials****Molding :** Polyamide, Self extinguishing UL 94, V-0**Color :** Grey**Temperature limits :****Short Time :** 140°C (284°F)**Continuous :** 105°C (221°F)**Low Limit :** -40°C (-40°F)**Comparative Tracking Index :** CTI ? 600 V**Oxygen Index Rating :** 32 %**Terminal Body:** Tin plated copper alloy**:** Tin plated copper alloy**Screw:** Slotted head, zinc plated blue passivated, steel substrate M3**Solder Pin:** Tin plated copper alloy 1.0 mm (0.04 in.)

APPROVAL INFORMATION

UL File No. E69841 | CSA File No. LR24322

Type	Current (A)	Voltage (V)	Application Group	AWG	Screw Tightening Torque
 977-T (-DS) 7.5 mm	15	300	B, C	26-12	4.5 lbfin
 977-T (-DS) 7.5 mm	10	300	D, E	26-12	0.51 lbfin
	20	300	B	26-12	0.51 lbfin

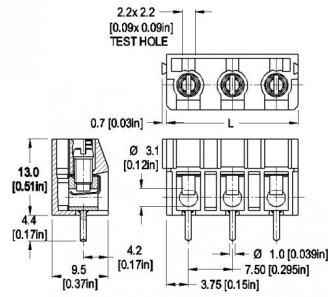
Version DS is CSA certified for 26-10 AWG. UL: 24-26 AWG range for factory wiring only.

International Approval Information



Rated Impulse Withstand Voltage : 6000 V

TECHNICAL DRAWING



Description :

Length of Connector (L)

L = No. of Poles x Center to Center Spacing

(A) Test hole

SECTION A - SERIES 96 AND SERIES 97

Terminal Blocks for Printed Circuit Boards



Series 96 (inch spacing) and 97 (metric spacing) blocks have a higher profile than the Series 94 and 95 and provide larger clearance and creepage distances. This often provides a better current rating. The horizontal wire entry blocks have a raised base to allow the flow of flux and solvents during the soldering and cleaning phases of the soldering process.



These strips are available in solid 2-32 positions and can also be ordered in the dovetail version (-T) with 2 and 3 poles per block the dovetail system allows them to be assembled together in the needed combination to provide the designer with the needed number of positions while maintaining center-to-center pin-spacing. The dovetail system greatly reduces inventory needs and speeds up delivery. This series is provided with captive screws.



For the 9 to 32 pole version, molding are fiberglass-filled polyamide to provide longitudinal rigidity while maintaining the UL 94 V-0 rating this also allows higher process temperature limits.

These two series provide many versions and features that make them an excellent choice to overcome many design challenges and requirements.

Each product has a "How To Order" area as well as a complete listing of UL and CSA approval specifications, available options and accessories.