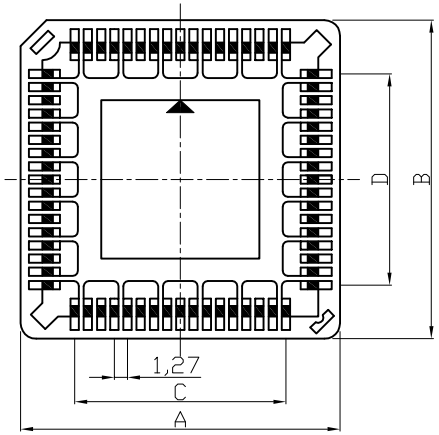

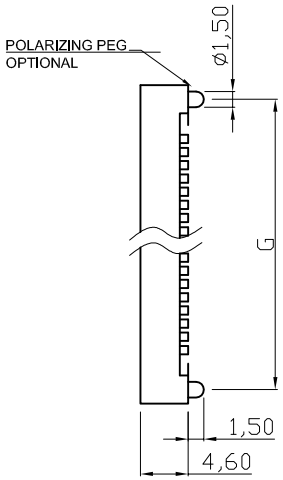

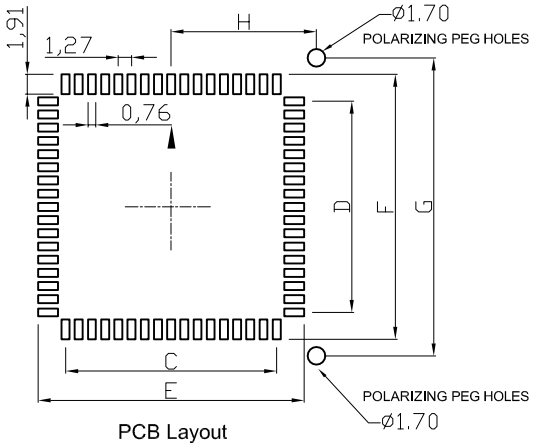

PCB Layout

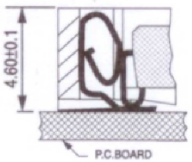

Product Specification

Material
Insulator: Glass filled NYLON9T UL94V-0 , Black
Contact :Phosphor Bronze, 0.20mm Thickness
Plated: Tin Plated 160u" over Nickel (Lead Free)

MECHANCIAL PERFORMANCE:
Durability: Per MIL-STD-1344, Method 2016,25 Cycles
Vibration: Per MIL-STD-810c, Method 514.2 10-200,000Hz 5G's
Shock: Per MIL-STD-810C, Method 516.2,35G's
Acceleration: Per MIL-STD-810C, Method 513.2, 15G's
Contact Force: 210g/per pin.

ELECTRICAL PERFORMANCE:
Contact Interface Resistance:
Initial:6.5 Milliohms Average
Final: 15.0 Milliohms Average Max.After Testing.
(6) Currrent rating: 1 AMP
Voltage rating: 250V
Contact resistance: 20mohms Max.
Insulation Resistance:10000 Megohms min.
Dielectric Strength: 1000VAC continuous for 1 minute.
Operating and Storage Temperature :-40°C to +105°C

Order Information:
-SM : Without Polarizing Peg
-SM/P : With Polarizing Peg

(5) Soldering Information:
Recommend reflow temperature 245°C, preheat time over 160s

Dimensions

No. of Contacts	A±0.2	B±0.2	C±0.1	D±0.1	E±0.1	F±0.1	G±0.2	H±0.1
20	15.65	15.65	5.08	5.08	10.03	10.03	12.70	6.35
28	18.18	18.18	7.62	7.62	12.57	12.57	15.24	7.62
32	18.18	20.75	7.62	10.16	12.57	15.11	17.78	7.62
44	23.28	23.28	12.70	12.70	17.65	17.65	20.32	10.16
52	25.84	25.84	15.24	15.24	20.19	20.19	22.86	11.43
68	30.95	30.95	20.32	20.32	25.27	25.27	27.94	13.97
84	36.00	36.00	25.40	25.40	30.35	30.35	33.02	16.15

RoHS compliant
Unit:mm

Scale	Free
TOLERANCE	
X.	±X
X.X	±X
X.XX	±X
X.°	±X
Angle	TOL

Id.	Modification	Date	Name
(6)	Add electrical performance	28.05.2014	Ray
(5)	Add soldering information	18.12.2013	Ray
(4)	Correction	03.08.2012	Lucas
(3)	Update	02.08.2012	Lucas
(2)	Update	23.07.2009	Dean
(1)	Drawn	13.10.1998	Hellwig

	Date	Name
Drawn	13.10.1998	Hellwig
Approved	28.05.2014	Ray

ASSMANN WSW components

Customer-No.

ASSMANN WSW-No. A-CCS 0xx-Z-SM
A-CCS 0xx-Z-SM/P

Drawing-No. ASS 0142 CO rev06

Replace

Sheet 1/2

SVXXX

④

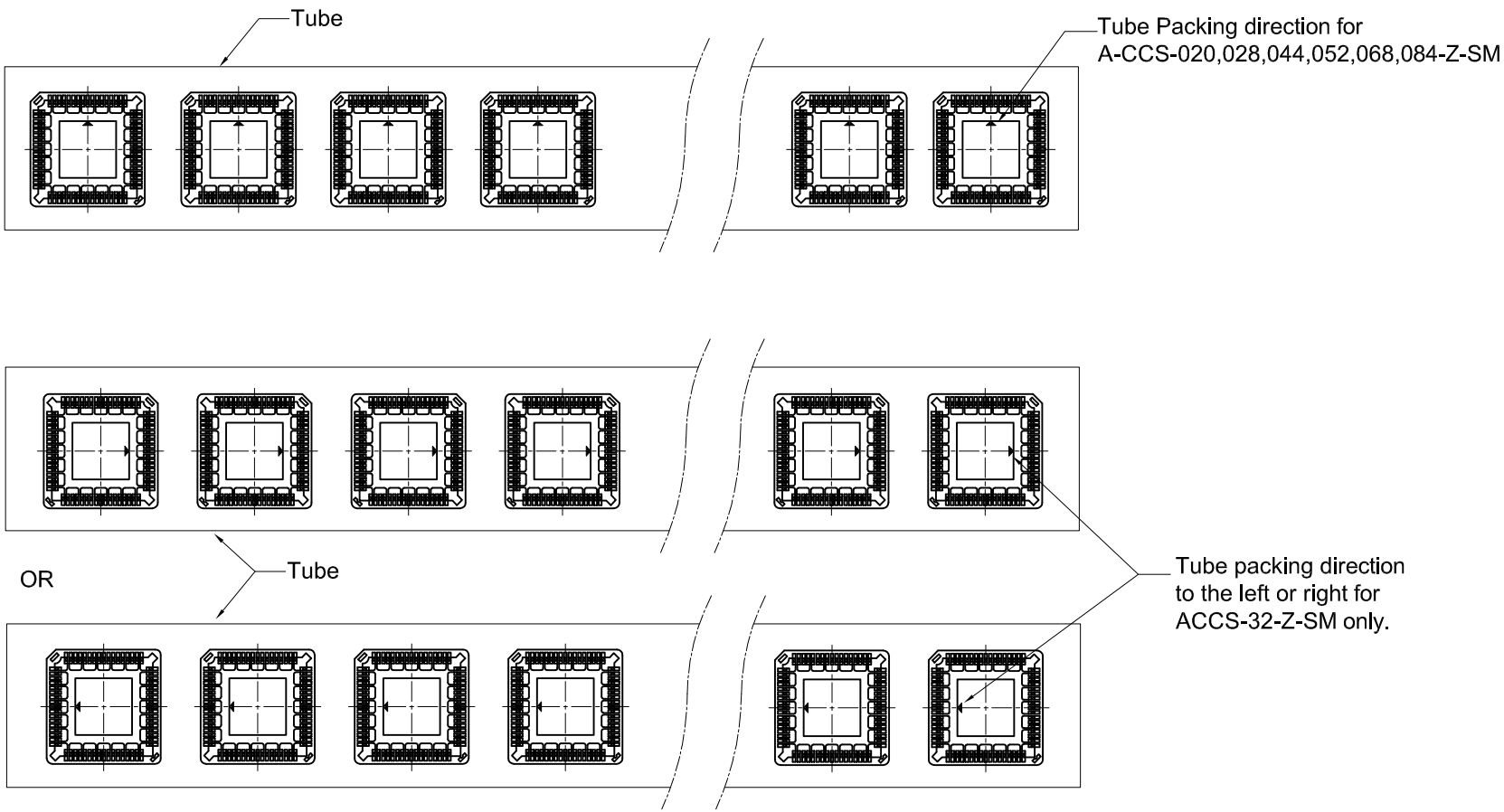

RoHS compliant

Unit:mm

Scale	Free
TOLERANCE	
X.	±X
X.X	±X
X.XX	±X
X.°	±X
Angle	TOL

Id.	Modification	Date	Name
⑥	Add electrical performance	28.05.2014	Ray
⑤	Add soldering information	18.12.2013	Ray
④	Correction	03.08.2012	Lucas
③	Update	02.08.2012	Lucas
②	Update	23.07.2009	Dean
①	Drawn	13.10.1998	Hellwig

	Date	Name
Drawn	13.10.1998	Hellwig
Approved	28.05.2014	Ray

ASSMANN WSW components

Customer-No.

ASSMANN WSW-No. A-CCS 0xx-Z-SM
A-CCS 0xx-Z-SM/P

Drawing-No. ASS 0142 CO

rev06

Replace

Sheet 2/2

SVXXX