

ABL1RPM24100

regulated SMPS - single phase - 100..240 V
input - 24 V output - 240 W



Main

Range of product	Phaseo Dedicated
Product or component type	Power supply
Power supply type	Regulated switch mode
Rated power in W	240 W
Input voltage	180...370 V DC 200...240 V AC single phase 100...120 V AC single phase
Output voltage	24 V DC
Power supply output current	10 A
Operating position	Any position
Vibration resistance	3.5 mm (f = 5...9 Hz) conforming to EN/IEC 61131-2 2 gn (f = 9...150 Hz) conforming to EN/IEC 61131-2
Name of test	Surge conforming to EN/IEC 61000-4-5 Primary outage conforming to IEC 61000-4-11 Emission conforming to EN/IEC 61000-6-3 Conducted/Radiated emissions conforming to EN/IEC 55011 Conducted/Radiated emissions conforming to EN 55022 Class B Rapid transient conforming to IEC 61000-4-4 level 3 Radiated electromagnetic field conforming to EN/IEC 61000-4-3 level 3 Induced electromagnetic field conforming to EN/IEC 61000-4-6 level 3 Electrostatic discharges conforming to EN/IEC 61000-4-2 level 3 Conducted interference conforming to EN 61000-4-8 level 4

Complementary

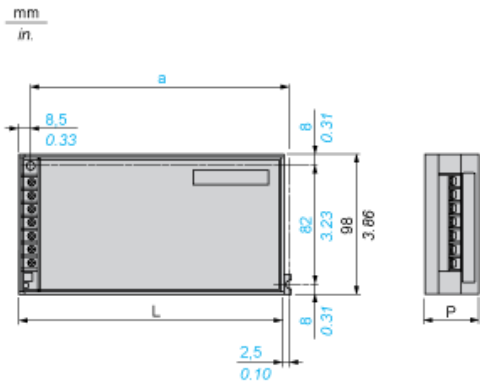
Input voltage limits	170...264 V 85...132 V
Network frequency limits	47...63 Hz
Inrush current	<= 100 A at 230 V AC <= 50 A at 115 V AC
Cos phi	0.7...0.95
Efficiency	> 80 %
Power dissipation in W	60 W
Current consumption	6 A at 100 V 3 A at 240 V
Input protection type	Integrated fuse (not interchangeable)
Output voltage limits	21.6...26.4 V
Line and load regulation	+/- 3 %
Holding time	>= 40 ms at 240 V >= 10 ms at 100 V
Output protection type	Thermal Against short-circuits, protection technology: automatic reset Against overvoltage, protection technology: tripping if $U > 1.25 \times U_n$ Against overload, protection technology: $1.1...1.5 \times I_n$
Connections - terminals	Screw type terminals for output connection, connection capacity: 4 x 4 mm ² AWG gauge12 Screw type terminals for input connection, connection capacity: 2 x 4 mm ² AWG gauge12 Screw type terminals for ground connection, connection capacity: 1 x 4 mm ² AWG gauge12

Marking	CE
Mounting support	Panel Reversible mounting bracket
Output coupling	Parallel Series
Overvoltage category	II
Meantime between failure (MTBF)	> 100000 h at 40 °C
Status LED	1 LED green for output voltage
Product weight	1.23 kg

Environment

Product certifications	CCSAus CSA 22-2 No 60950-1 C-Tick TUV 60950-1 UL 508
Environmental characteristic	Low frequency harmonic currents conforming to EN/IEC 61000-3-2 Safety conforming to SELV Safety conforming to EN/IEC 60950-1 EMC conforming to EN/IEC 61000-6-2 EMC conforming to EN 61000-6-3 EMC conforming to EN 50082-2 EMC conforming to EN 50081-1
IP degree of protection	IP20 conforming to EN/IEC 60950
Ambient air temperature for operation	45...60 °C with derating factor 0...45 °C without derating factor
Ambient air temperature for storage	-25...85 °C
Relative humidity	20...90 %
Class of protection against electric shock	Class I conforming to VDE 0106-1
Pollution degree	2
Dielectric strength	500 V between output and ground 3000 V between input and output 1500 V between input and ground

Dimensions



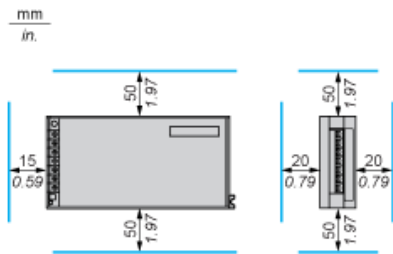
Dimensions in mm

a	L	P
194	200	65

Dimensions in in.

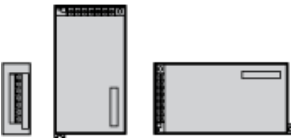
a	L	P
7.64	7.87	2.56

Clearance



Mounting Way

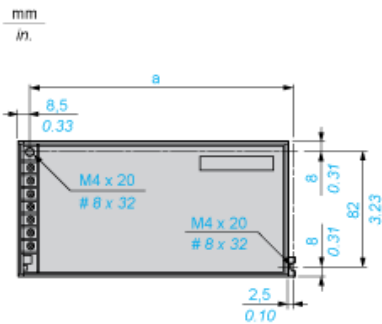
Mounting on Vertical Plane



Mounting on Horizontal Plane



Direct Mounting by 2 M4 x 20 Screws



Dimensions in mm

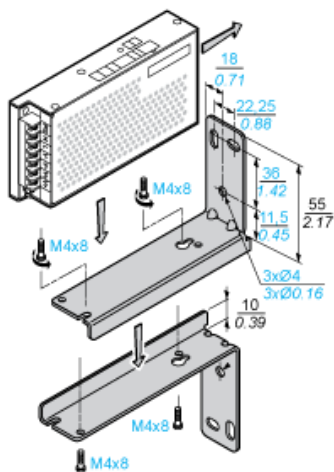
a
194

Dimensions in in

a
7.64

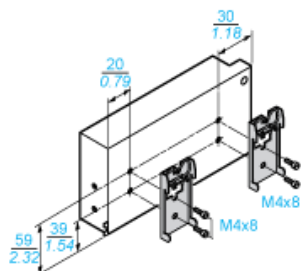
Mounting on the Back on ABL 1A01 Reversible Bracket by Three 4 mm Diameter Screws

mm
in.

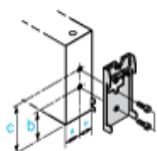


Mounting on ABL 1A02 Clip-on Mounting on 35 mm Rail

mm
in.



Mounting by the Back



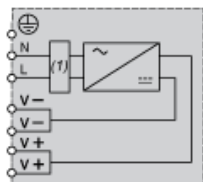
Dimensions in mm

b	c
28	48

Dimensions in in.

b	c
1.10	1.89

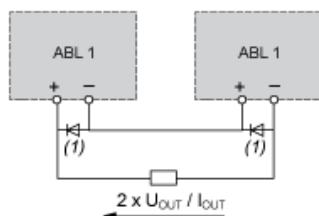
Internal Wiring Diagram



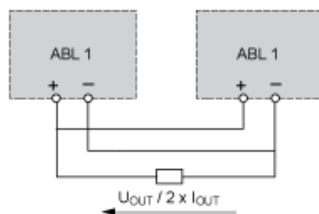
(1) Filter

Series or Parallel Connection

Series Connection



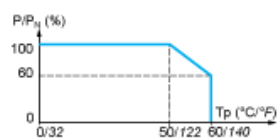
Parallel Connection



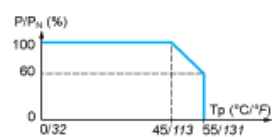
(1) 15 A/100 V Schottky diode

Derating Curves

Mounting on Vertical Plane



Mounting on Horizontal Plane



Load Limits Curve

