

## Features

- Low cost, solid state temperature sensor
- Suitable for use over range of -112°F to 302°F (-80°C to 150°C)
- High sensitivity greater than -4% /°C at 77°F (25°C)
- Suitable for temperature measurement, control and compensation
- High reliability and stability
- Resin coated for good mechanical strength and resistance to solvents
- Standard resistance tolerances down to ±2%
- High sensitivity to changes in temperature
- Excellent mechanical strength
- Wide operating temperature range: -58°F to 300°F (-50°C to 150°C)
- Suitable for PCB and probe mountings
- Available in a wide range of material systems
- Overall lengths from 0.71 in to 3.07 in (18 mm to 78 mm)
- Tight tolerances on resistance and B value
- Operation up to 311°F (155°C) with excellent stability
- Small body size
- Fast response
- Available with nickel or monel (cupronickel) wires to limit heat conduction
- Epoxy resin provides voltage insulation
- Suitable for automotive, HVAC and white goods applications
- Limited heat conduction along monel (copper nickel) lead-wires
- Limited heat conduction along steel wires
- Available on bandolier to IEC 286-2
- Also available on tape and reel to EIA RS-468A for automatic insertion.

---

# NTC Epoxy Chip Series

## Thermometrics Thermistors

NTC Epoxy Chip Series is a Thermometrics product. Thermometrics has joined other GE high-technology sensing businesses under a new name—GE Industrial, Sensing.



# Type C100 Specifications

Epoxy-coated chip thermistor

## Description

Epoxy-coated chip thermistors with 0.012 in (0.3 mm) bare tinned-copper lead-wires.

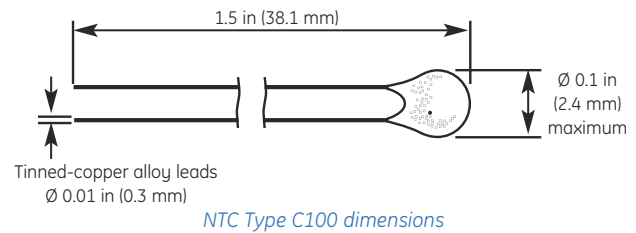
Select appropriate part number below for resistance and temperature tolerance desired

R25°C	Material System	R25°C ± 1%	R25°C ± 2%	R25°C ± 5%	R25°C ± 10%
2000	F	C100F202F	C100F202G	C100F202J	C100F202K
2252	F	C100F232F	C100F232G	C100F232J	C100F232K
3000	F	C100F302F	C100F302G	C100F302J	C100F302K
5000	F	C100F502F	C100F502G	C100F502J	C100F502K
10000	F	C100F103F	C100F103G	C100F103J	C100F103K
10000	Y	C100Y103F	C100Y103G	C100Y103J	C100Y103K
15000	F	C100F153F	C100F153G	C100F153J	C100F153K
20000	F	C100F203F	C100F203G	C100F203J	C100F203K
30000	H	C100H303F	C100H303G	C100H303J	C100H303K
50000	G	C100G503F	C100G503G	C100G503J	C100G503K
100000	Y	C100Y104F	C100Y104G	C100Y104J	C100Y104K
100000	G	C100G104F	C100G104G	C100G104J	C100G104K

## Options

Consult GE for availability of options:

- Other resistance values in the range of 100 Ω to 100 kΩ
- Other tolerances
- Alternative lead lengths
- Other reference temperatures
- Alternative lead wires or lengths



## Data

### Thermal And Electrical Properties:

- Dissipation constant: (still air) 1 mW/°C (stirred oil) 8 mW/°C
- Thermal time constant: (still air) 10 seconds (stirred oil) 1 second
- Maximum power at 77°F (25°C) 75 mW; derated from 100% at 77°F (25°C) to 0% at 212°F (100°C)

# Type MS Specifications

Epoxy-coated thermistor

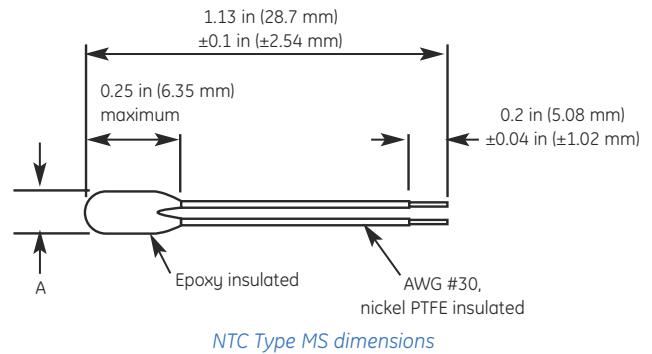
## Description

Epoxy-coated point-matched disc thermistors with 0.010 in (0.254 mm) nickel PTFE insulated lead-wires.

Type Number	Ro@ 77°F (25°C) (Ω)	Material System	A in	mm
RL0703-624-73-MS	1K	D7.3	0.120	3.05
RL0503-1248-73-MS	2K	D7.3	0.095	2.41
RL0703-1445-95-MS	2.5K	D9.5	0.120	3.05
RL0503-2890-95-MS	5K	D9.5	0.095	2.41
RL0703-2910-97-MS	5K	D9.7A	0.120	3.05
RL0703-3720-84-MS	6K	D8.4	0.120	3.05
RL0503-5820-97-MS	10K	D9.7A	0.095	2.41
RL0703-5744-103-MS	10K	D10.3	0.120	3.05
RL0503-7440-84-MS	12K	D8.4	0.095	2.41
RL0703-8780-96-MS	15K	F9.61	0.120	3.05
RL0503-11.49K-103-MS	20K	D10.3	0.095	2.41
RL0703-13.77K-120-MS	25K	D12.0	0.120	3.05
RL0503-17.56K-96-MS	30K	F9.61	0.095	2.41
RL0503-27.53K-120-MS	50K	D12.0	0.095	2.41
RL0703-27.68K-122-MS	50K	D12.2	0.120	3.05
RL0503-55.36K-122-MS	100K	D12.2	0.095	2.41

## Options

- Other resistances in the range 2 kΩ to 100 kΩ
- Other tolerances, tolerances at other temperatures
- Alternative lead lengths, lead materials, insulations
- For ±5% @ 77°F (25°C), replace "MS" with "MS5"
- For ±3% @ 77°F (25°C), replace "MS" with "MS3"
- For ±2% @ 77°F (25°C), replace "MS" with "MS2"



## Data

- Temperature accuracy: ±1°C @ 77°F (25°C)
- Dissipation constant: 1.4 mW/°C
- Time constant: 15 seconds
- Operating range: -58°F to 302°F (-50°C to 150°C)

# Type NDK Specifications

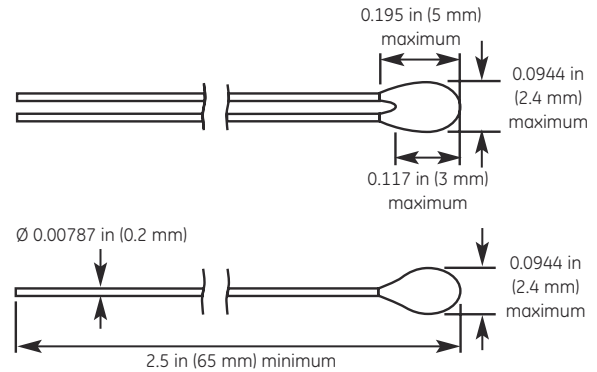
Epoxy-coated chip thermistor

## Description

A range of epoxy-coated chips with bare 0.007 in (0.2 mm) tinned monel lead-wires.

## Options

- Other resistance values within the ranges shown; e.g. code NDK152C2R1 for 1500 Ω ±1% at 77°F (25°C) in the range of 32°F (0°C) up to the maximum operating temperature
- Reference temperatures
- Wire lengths 1.181 in to 23.62 in (30 mm to 600 mm) (±1 mm or ±2%, whichever is the greater)
- Other wire materials



\*Diameter will be 0.11 in (2.8 mm) maximum for NDK103C4-types

NTC Type NDK dimensions

## Data

- Minimum operating temperature: -40°F (-40°C)
- Thermal time constant: <20s
- Dissipation factor: 1.5 mW/K
- Voltage insulation: 500 VDC
- Packing/MOQ: 500/box

R 25	Material System	B 25/85	Maximum Operating Temperature	Code	Code	Code	Code	Code
Ω		K	°F (°C)	R25 ± 1%	R25 ± 2%	R25 ± 3%	R25 ± 5%	R25 ± 10%
1000	2	3540 ± 1%	257 (125)	NDK102C2R1	NDK102C2R2	NDK102C2R3	NDK102C2R5	NDK102C2R10
2000	2	3540 ± 1%	257 (125)	NDK202CR1	NDK202C2R2	NDK202C2R3	NDK202C2R5	NDK202C2R10
5000	2	3540 ± 1%	257 (125)	NDK502CR1	NDK502C2R2	NDK502C2R3	NDK502C2R5	NDK502C2R10
1000	2A	3627 ± 1%	257 (125)	NDK102C2AR1	NDK102C2AR2	NDK102C2AR3	NDK102C2AR5	NDK102C2AR10
2000	2A	3627 ± 1%	257 (125)	NDK202C2AR1	NDK202C2AR2	NDK202C2AR3	NDK202C2AR5	NDK202C2AR10
5000	2A	3627 ± 1%	257 (125)	NDK502C2AR1	NDK502C2AR2	NDK502C2AR3	NDK502C2AR5	NDK502C2AR10
2700	1	3977± 0.75%	311 (155)	NDK272C1R1	NDK272C1R2	NDK272C1R3	NDK272C1R5	NDK272C1R10
5000	1	3977± 0.75%	311 (155)	NDK502C1R1	NDK502C1R2	NDK502C1R3	NDK502C1R5	NDK502C1R10
10000	1	3977± 0.75%	311 (155)	NDK103C1R1	NDK103C1R2	NDK103C1R3	NDK103C1R5	NDK103C1R10
30000	1	3977± 0.75%	311 (155)	NDK303C1R1	NDK303C1R2	NDK303C1R3	NDK303C1R5	NDK303C1R10
50000	1	3977± 0.75%	311 (155)	NDK503C1R1	NDK503C1R2	NDK503C1R3	NDK503C1R5	NDK503C1R10
2700	3	3960± 1%	311 (155)	NDK272C3R1	NDK272C3R2	NDK272C3R3	NDK272C3R5	NDK272C3R10
5000	3	3960± 1%	311 (155)	NDK502C3R1	NDK502C3R2	NDK502C3R3	NDK502C3R5	NDK502C3R10
10000	3	3960± 1%	311 (155)	NDK103C3R1	NDK103C3R2	NDK103C3R3	NDK103C3R5	NDK103C3R10
30000	3	3960± 1%	311 (155)	NDK303C3R1	NDK303C3R2	NDK303C3R3	NDK303C3R5	NDK303C3R10
50000	3	3960± 1%	311 (155)	NDK503C3R1	NDK503C3R2	NDK503C3R3	NDK503C3R5	NDK503C3R10
12000	5	3740 ± 1%	257 (125)	NDK123C5R1	NDK123C5R2	NDK123C5R3	NDK123C5R5	NDK123C5R10
10000	4	3435 ± 1%	230 (110)	NDK103C4R1	NDK103C4R2	NDK103C4R3	NDK103C4R5	NDK103C4R10
30000	4	3435 ± 1%	230 (110)	NDK303C4R1	NDK303C4R2	NDK303C4R3	NDK303C4R5	NDK303C4R10
50000	4	3435 ± 1%	230 (110)	NDK503C4R1	NDK503C4R2	NDK503C4R3	NDK503C4R5	NDK503C4R10
100000	4	3435 ± 1%	230 (110)	NDK104C4R1	NDK104C4R2	NDK104C4R3	NDK104C4R5	NDK104C4R10

See separate tables for resistance - temperature data

# Type NDL Specifications

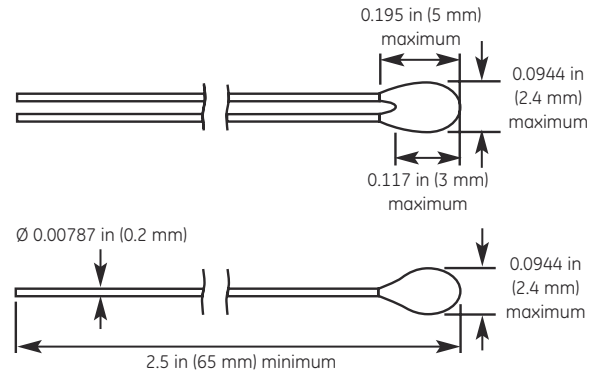
Epoxy-coated chip thermistor

## Description

A range of epoxy-coated chips with bare 0.0098 in (0.25 mm) tinned monel lead-wires.

## Options

- Other resistance values within the ranges shown; e.g. code NDL152C2R1 for 1500 Ω ±1% at 77°F (25°C) in the range of 32°F (0°C) up to the maximum operating temperature
- Reference temperatures
- Wire lengths 1.181 in to 23.62 in (30 mm to 600 mm) (±1 mm or ±2%, whichever is the greater)
- Other wire materials



\*Diameter will be 0.11 in (2.8 mm) maximum for NDL103C4-types

NTC Type NDL dimensions

## Data

- Minimum operating temperature: -40°F (-40°C)
- Thermal time constant: <10 s
- Dissipation factor: 2.2 mW/K
- Voltage insulation: 500 VDC
- Packing: 500/box

R 25	Material System	B 25/85	Maximum Operating Temperature °F (°C)	Code	Code	Code	Code	Code
		K		R25 ± 1%	R25 ± 2%	R25 ± 3%	R25 ± 5%	R25 ± 10%
1000	2	3540 ± 1%	257 (125)	NDL102C2R1	NDL102C2R2	NDL102C2R3	NDL102C2R5	NDL102C2R10
2000	2	3540 ± 1%	257 (125)	NDL202C2R1	NDL202C2R2	NDL202C2R3	NDL202C2R5	NDL202C2R10
5000	2	3540 ± 1%	257 (125)	NDL502C2R1	NDL502C2R2	NDL502C2R3	NDL502C2R5	NDL502C2R10
1000	2A	3627 ± 1%	257 (125)	NDL102C2AR1	NDL102C2AR2	NDL102C2AR3	NDL102C2AR5	NDL102C2AR10
2000	2A	3627 ± 1%	257 (125)	NDL202C2AR1	NDL202C2AR2	NDL202C2AR3	NDL202C2AR5	NDL202C2AR10
5000	2A	3627 ± 1%	257 (125)	NDL502C2AR1	NDL502C2AR2	NDL502C2AR3	NDL502C2AR5	NDL502C2AR10
2700	1	3977± 0.75%	311 (155)	NDL272C1R1	NDL272C1R2	NDL272C1R3	NDL272C1R5	NDL272C1R10
5000	1	3977± 0.75%	311 (155)	NDL502C1R1	NDL502C1R2	NDL502C1R3	NDL502C1R5	NDL502C1R10
10000	1	3977± 0.75%	311 (155)	NDL103C1R1	NDL103C1R2	NDL103C1R3	NDL103C1R5	NDL103C1R10
30000	1	3977± 0.75%	311 (155)	NDL303C1R1	NDL303C1R2	NDL303C1R3	NDL303C1R5	NDL303C1R10
50000	1	3977± 0.75%	311 (155)	NDL503C1R1	NDL503C1R2	NDL503C1R3	NDL503C1R5	NDL503C1R10
2700	3	3960± 1%	311 (155)	NDL272C3R1	NDL272C3R2	NDL272C3R3	NDL272C3R5	NDL272C3R10
5000	3	3960± 1%	311 (155)	NDL502C3R1	NDL502C3R2	NDL502C3R3	NDL502C3R5	NDL502C3R10
10000	3	3960± 1%	311 (155)	NDL103C3R1	NDL103C3R2	NDL103C3R3	NDL103C3R5	NDL103C3R10
30000	3	3960± 1%	311 (155)	NDL303C3R1	NDL303C3R2	NDL303C3R3	NDL303C3R5	NDL303C3R10
50000	3	3960± 1%	311 (155)	NDL503C3R1	NDL503C3R2	NDL503C3R3	NDL503C3R5	NDL503C3R10
12000	5	3740 ± 1%	257 (125)	NDL123C5R1	NDL123C5R2	NDL123C5R3	NDL123C5R5	NDL123C5R10
10000	4	3435 ± 1%	230 (110)	NDL103C4R1	NDL103C4R2	NDL103C4R3	NDL103C4R5	NDL103C4R10
30000	4	3435 ± 1%	230 (110)	NDL303C4R1	NDL303C4R2	NDL303C4R3	NDL303C4R5	NDL303C4R10
50000	4	3435 ± 1%	230 (110)	NDL503C4R1	NDL503C4R2	NDL503C4R3	NDL503C4R5	NDL503C4R10
100000	4	3435 ± 1%	230 (110)	NDL104C4R1	NDL104C4R2	NDL104C4R3	NDL104C4R5	NDL104C4R10

See separate tables for resistance - temperature data

# Type NDM Specifications

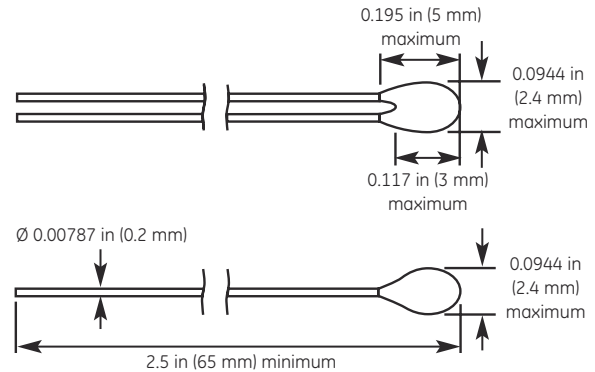
Epoxy-coated chip thermistor

## Description

A range of epoxy-coated chips with bare 0.007 in (0.2 mm) tinned-copper lead-wires.

## Options

- Other resistance values within the ranges shown; e.g. code NDM152C2R1 for 1500 Ω ±1% at 77°F (25°C) in the range of 32°F (0°C) up to the maximum operating temperature
- Reference temperatures
- Wire lengths 1.181 in to 23.62 in (30 mm to 600 mm) (±1 mm or ±2%, whichever is the greater)
- Other wire materials



\*Diameter will be 0.11 in (2.8 mm) maximum for NDM103C4-types

*NTC Type NDM dimensions*

## Data

- Minimum operating temperature: -40°F (-40°C)
- Thermal time constant: <10 s
- Dissipation factor: 2.2 mW/K
- Voltage insulation: 500 VDC
- Packing/MOQ: 500/box

R 25	Material System	B 25/85	Maximum Operating Temperature °F (°C)	Code	Code	Code	Code	Code
Ω	K			R25 ± 1%	R25 ± 2%	R25 ± 3%	R25 ± 5%	R25 ± 10%
1000	2	3540 ± 1%	257 (125)	NDM102C2R1	NDM102C2R2	NDM102C2R3	NDM102C2R5	NDM102C2R10
2000	2	3540 ± 1%	257 (125)	NDM202C2R1	NDM202C2R2	NDM202C2R3	NDM202C2R5	NDM202C2R10
5000	2	3540 ± 1%	257 (125)	NDM502C2R1	NDM502C2R2	NDM502C2R3	NDM502C2R5	NDM502C2R10
1000	2A	3627 ± 1%	257 (125)	NDM102C2AR1	NDM102C2AR2	NDM102C2AR3	NDM102C2AR5	NDM102C2AR10
2000	2A	3627 ± 1%	257 (125)	NDM202C2AR1	NDM202C2AR2	NDM202C2AR3	NDM202C2AR5	NDM202C2AR10
5000	2A	3627 ± 1%	257 (125)	NDM502C2AR1	NDM502C2AR2	NDM502C2AR3	NDM502C2AR5	NDM502C2AR10
2700	1	3977 ± 0.75%	311 (155)	NDM272C1R1	NDM272C1R2	NDM272C1R3	NDM272C1R5	NDM272C1R10
5000	1	3977 ± 0.75%	311 (155)	NDM502C1R1	NDM502C1R2	NDM502C1R3	NDM502C1R5	NDM502C1R10
10000	1	3977 ± 0.75%	311 (155)	NDM103C1R1	NDM103C1R2	NDM103C1R3	NDM103C1R5	NDM103C1R10
30000	1	3977 ± 0.75%	311 (155)	NDM303C1R1	NDM303C1R2	NDM303C1R3	NDM303C1R5	NDM303C1R10
50000	1	3977 ± 0.75%	311 (155)	NDM503C1R1	NDM503C1R2	NDM503C1R3	NDM503C1R5	NDM503C1R10
2700	3	3960 ± 1%	311 (155)	NDM272C3R1	NDM272C3R2	NDM272C3R3	NDM272C3R5	NDM272C3R10
5000	3	3960 ± 1%	311 (155)	NDM502C3R1	NDM502C3R2	NDM502C3R3	NDM502C3R5	NDM502C3R10
10000	3	3960 ± 1%	311 (155)	NDM103C3R1	NDM103C3R2	NDM103C3R3	NDM103C3R5	NDM103C3R10
30000	3	3960 ± 1%	311 (155)	NDM303C3R1	NDM303C3R2	NDM303C3R3	NDM303C3R5	NDM303C3R10
50000	3	3960 ± 1%	311 (155)	NDM503C3R1	NDM503C3R2	NDM503C3R3	NDM503C3R5	NDM503C3R10
12000	5	3740 ± 5%	257 (125)	NDM123C5R1	NDM123C5R2	NDM123C5R3	NDM123C5R5	NDM123C5R10
10000	4	3435 ± 1%	230 (110)	NDM103C4R1	NDM103C4R2	NDM103C4R3	NDM103C4R5	NDM103C4R10
30000	4	3435 ± 1%	230 (110)	NDM303C4R1	NDM303C4R2	NDM303C4R3	NDM303C4R5	NDM303C4R10
50000	4	3435 ± 1%	230 (110)	NDM503C4R1	NDM503C4R2	NDM503C4R3	NDM503C4R5	NDM503C4R10
100000	4	3435 ± 1%	230 (110)	NDM104C4R1	NDM104C4R2	NDM104C4R3	NDM104C4R5	NDM104C4R10

See separate tables for resistance - temperature data

# Type NDP Specifications

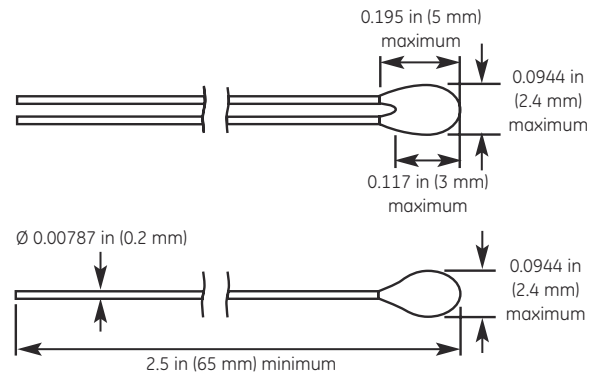
Epoxy-coated chip thermistor

## Description

A range of epoxy-coated chips with insulated 0.0078 in (0.25 mm) monel lead-wires.

## Options

- Other resistance values within the ranges shown; e.g. code NDP152C2R1 for 1500 ±1% at 77°F (25°C) in the range of 32°F (0°C) up to the maximum operating temperature
- Reference temperatures
- Wire lengths 1.181 in to 23.62 in (30 mm to 600 mm) (±1 mm or ±2%, whichever is the greater)
- Other wire materials
- Other wire insulation colors



\*Diameter will be 0.11 in (2.8 mm) maximum for NDP103C4-types

NTC Type NDP dimensions

## Data

- Minimum operating temperature: -40°F (-40°C)
- Thermal time constant: <20 s
- Dissipation factor: 1.5 mW/K
- Voltage insulation: 500 VDC
- Wire insulation: cadmium free red PTFE
- Packing: 500/box

R 25	Material System	B 25/85	Maximum Operating Temperature	Code	Code	Code	Code	Code
		K	*F (°C)	R25 ± 1%	R25 ± 2%	R25 ± 3%	R25 ± 5%	R25 ± 10%
1000	2	3540 ± 1%	257 (125)	NDP102C2R1	NDP102C2R2	NDP102C2R3	NDP102C2R5	NDP102C2R10
2000	2	3540 ± 1%	257 (125)	NDP202C2R1	NDP202C2R2	NDP202C2R3	NDP202C2R5	NDP202C2R10
5000	2	3540 ± 1%	257 (125)	NDP502C2R1	NDP502C2R2	NDP502C2R3	NDP502C2R5	NDP502C2R10
1000	2A	3627 ± 1%	257 (125)	NDP102C2AR1	NDP102C2AR2	NDP102C2AR3	NDP102C2AR5	NDP102C2AR10
2000	2A	3627 ± 1%	257 (125)	NDP202C2AR1	NDP202C2AR2	NDP202C2AR3	NDP202C2AR5	NDP202C2AR10
5000	2A	3627 ± 1%	257 (125)	NDP502C2AR1	NDP502C2AR2	NDP502C2AR3	NDP502C2AR5	NDP502C2AR10
2700	1	3977± 0.75%	311 (155)	NDP272C1R1	NDP272C1R2	NDP272C1R3	NDP272C1R5	NDP272C1R10
5000	1	3977± 0.75%	311 (155)	NDP502C1R1	NDP502C1R2	NDP502C1R3	NDP502C1R5	NDP502C1R10
10000	1	3977± 0.75%	311 (155)	NDP103C1R1	NDP103C1R2	NDP103C1R3	NDP103C1R5	NDP103C1R10
30000	1	3977± 0.75%	311 (155)	NDP303C1R1	NDP303C1R2	NDP303C1R3	NDP303C1R5	NDP303C1R10
50000	1	3977± 0.75%	311 (155)	NDP503C1R1	NDP503C1R2	NDP503C1R3	NDP503C1R5	NDP503C1R10
2700	3	3960± 1%	311 (155)	NDP272C3R1	NDP272C3R2	NDP272C3R3	NDP272C3R5	NDP272C3R10
5000	3	3960± 1%	311 (155)	NDP502C3R1	NDP502C3R2	NDP502C3R3	NDP502C3R5	NDP502C3R10
10000	3	3960± 1%	311 (155)	NDP103C3R1	NDP103C3R2	NDP103C3R3	NDP103C3R5	NDP103C3R10
30000	3	3960± 1%	311 (155)	NDP303C3R1	NDP303C3R2	NDP303C3R3	NDP303C3R5	NDP303C3R10
50000	3	3960± 1%	311 (155)	NDP503C3R1	NDP503C3R2	NDP503C3R3	NDP503C3R5	NDP503C3R10
12000	5	3740 ± 5%	257 (125)	NDP123C5R1	NDP123C5R2	NDP123C5R3	NDP123C5R5	NDP123C5R10
10000	4	3435 ± 1%	230 (110)	NDP103C4R1	NDP103C4R2	NDP103C4R3	NDP103C4R5	NDP103C4R10
30000	4	3435 ± 1%	230 (110)	NDP303C4R1	NDP303C4R2	NDP303C4R3	NDP303C4R5	NDP303C4R10
50000	4	3435 ± 1%	230 (110)	NDP503C4R1	NDP503C4R2	NDP503C4R3	NDP503C4R5	NDP503C4R10
100000	4	3435 ± 1%	230 (110)	NDP104C4R1	NDP104C4R2	NDP104C4R3	NDP104C4R5	NDP104C4R10

See separate tables for resistance - temperature data

# Type NK Specifications

Chip thermistor with solder-coated wires

## Description

A range of NTC chip thermistors with solder-coated steel wires and epoxy resin coating.

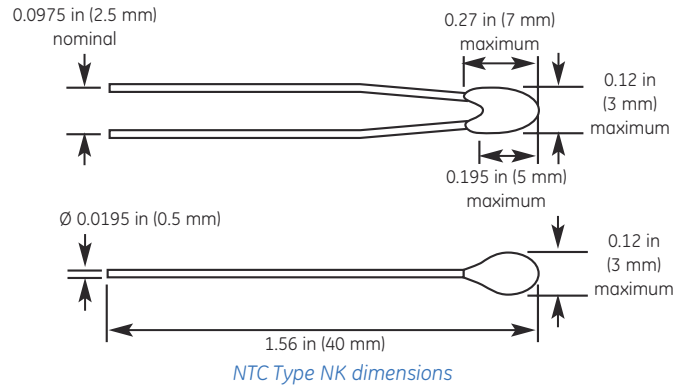
## Ordering Information

Replace \* in the codes shown above as follows:

- Loose-packed: R
- Banded: B

## Options

- Other resistance values within the ranges shown; e.g. code NK701C2\*2 for 700 Ω ± 2% at 77°F (25°C)
- Reference temperatures other than 77°F (25°C)
- Wire lengths 0.47 in to 1.57 in (12 mm to 40 mm) (±1 mm)



## Data

- Minimum operating temperature: -40°F (-40°C)
- Maximum operating temperature: See table
- Thermal time constant: 15s (cooling)  
2.4 s (ambient change)
- Dissipation factor: 2.2 mW/K
- Mass: 0.00040 lbs (0.18 g)
- Packing/MOQ: 1000/box (loose)  
2000/reel (banded)

R25 Ω	Material system	B 25/85 K	Maximum Operating temperature °F (°C)	Code R25 ±1%	Code R25 ±2%	Code R25 ±3%	Code R25 ±5%	Code R25 ±10%
500	2	3540 ± 1%	257 (125)		NK501C2*2	NK501C2*3	NK501C2*5	NK501C2*10
1000	2	3540 ±1%	257 (125)		NK102C2*2	NK102C2*3	NK102C2*5	NK102C2*10
2000	2	3540 ±1%	257 (125)		NK202C2*2	NK202C2*3	NK202C2*5	NK202C2*10
500	2A	3627 ±1%	257 (125)		NK501C2A*2	NK501C2A*3	NK501C2A*5	NK501C2A*10
1000	2A	3627 ±1%	257 (125)		NK102C2A*2	NK102C2A*3	NK102C2A*5	NK102C2A*10
2000	2A	3627 ±1%	257 (125)		NK202C2A*2	NK202C2A*3	NK202C2A*5	NK202C2A*10
2200	1	3977 ±0.75%	311 (155)	NK222C1*1	NK222C1*2	NK222C1*3	NK222C1*5	NK222C1*10
2700	1	3977 ±0.75%	311 (155)	NK272C1*1	NK272C1*2	NK272C1*3	NK272C1*5	NK272C1*10
5000	1	3977 ±0.75%	311 (155)	NK502C1*1	NK502C1*2	NK502C1*3	NK502C1*5	NK502C1*10
10000	1	3977 ±0.75%	311 (155)	NK103C1*1	NK103C1*2	NK103C1*3	NK103C1*5	NK103C1*10
2200	3	3960 ± 1%	311 (155)			NK222C3*3	NK222C3*5	NK222C3*10
2700	3	3960 ± 1%	311 (155)			NK272C3*3	NK272C3*5	NK272C3*10
5000	3	3960 ± 1%	311 (155)			NK502C3*3	NK502C3*5	NK502C3*10
10000	3	3960 ± 1%	311 (155)			NK103C3*3	NK103C3*5	NK103C3*10
5000	4A	3435 ±1%	311 (155)	NK502C4A*1	NK502C4A*2	NK502C4A*3	NK502C4A*5	NK502C4A*10
10000	4A	3435 ±1%	311 (155)	NK103C4A*1	NK103C4A*2	NK103C4A*3	NK103C4A*5	NK103C4A*10
10000	5	3740 ± 1.5%	311 (155)	NK103C5*1	NK103C5*2	NK103C5*3	NK103C5*5	NK103C5*10
12000	5	3740 ± 1.5%	311 (155)	NK123C5*1	NK123C5*2	NK123C5*3	NK123C5*5	NK123C5*10

See separate tables for resistance - temperature data



©2006 GE. All rights reserved.  
920-322A

All specifications are subject to change for product improvement without notice. GE® is a registered trademark of General Electric Co. Other company or product names mentioned in this document may be trademarks or registered trademarks of their respective companies, which are not affiliated with GE.

[www.gesensing.com](http://www.gesensing.com)