

## INTEGRATED CONNECTOR MODULES

### C850-2G4R-54 Gigabit Ethernet Compressor MagJack® 2 x 4 with LEDs



LED 1 & 3 POLARITY			LED 2 & 4 POLARITY		
PIN 11	PIN 12	COLOR	PIN 13	PIN 14	COLOR
+	-	GREEN	+	-	GREEN

#### ELECTRICAL CHARACTERISTICS @ 25°C

##### URNS RATIO

TP1	1CT : 1CT ±2%
TP2	1CT : 1CT ±2%
TP3	1CT : 1CT ±2%
TP4	1CT : 1CT ±2%

**DCL @ 100kHz/100mVRMS**  
8mA DC BIAS

350µH MIN.

##### INS. LOSS

0.1MHz TO 1MHz	-1.1 dB MAX
1MHz TO 65MHz	-0.5 dB MAX
65MHz TO 100MHz	-0.8 dB MAX
100MHz TO 125MHz	-1.2 dB MAX

##### RET. LOSS (MIN)

0.5MHz-40MHz	-18 dB
40MHz-100MHz	-12+20LOG(f/80MHz) dB

##### CM TO CM REJ

100kHz - 100MHz -30 dB MIN

##### CM TO DM REJ

100kHz - 100MHz -35 dB MIN

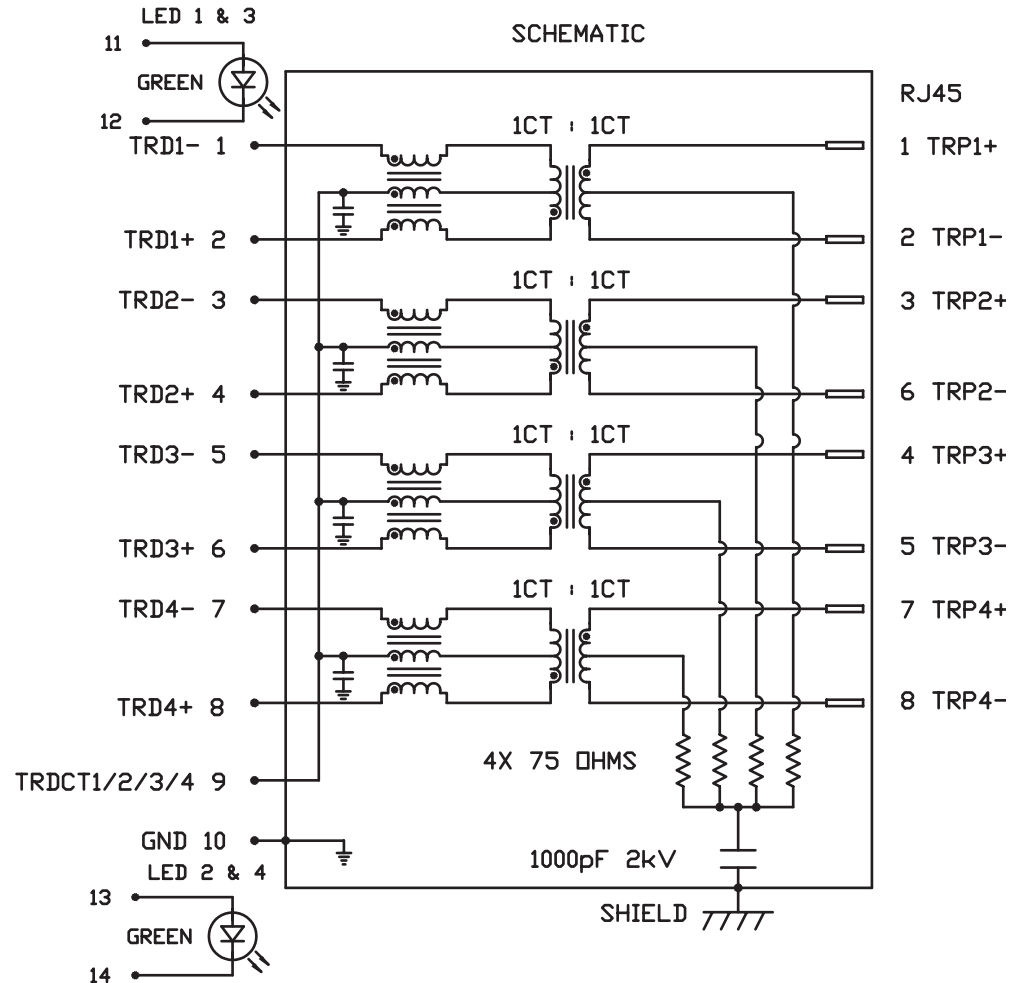
##### HIPOT (Isolation Voltage):

1500 Vrms

##### LED 1,LED 2,LED 3 & LED 4

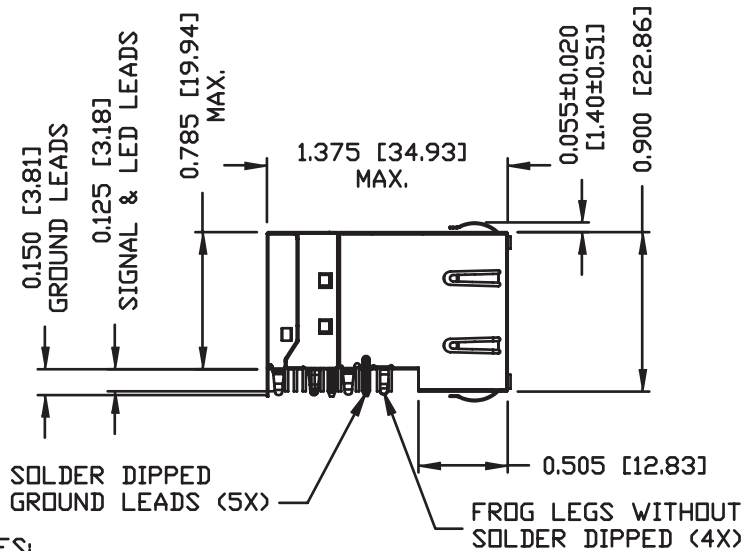
VF (FORWARD VOLTAGE) IF=20mA GREEN 2.2V TYP.

λD (DOMINANT WAVELENGTH) IF=20mA GREEN 565nm TYP.



# INTEGRATED CONNECTOR MODULES

## C850-2G4R-54 Gigabit Ethernet Compressor MagJack® 2 x 4 with LEDs

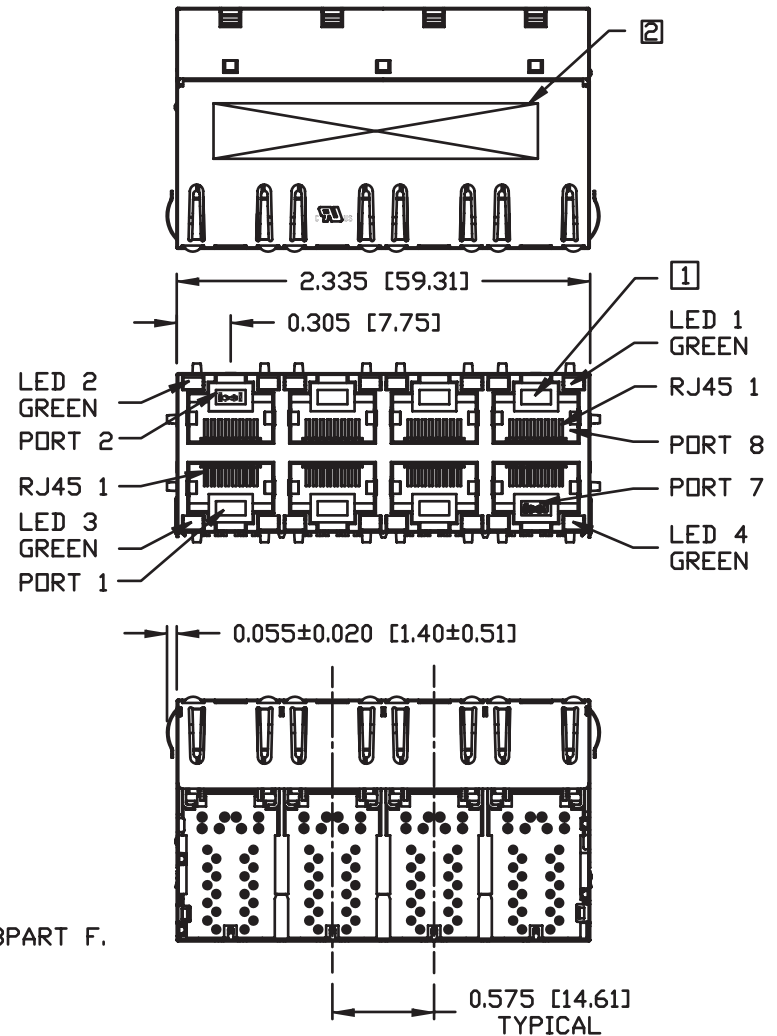


**NOTES:**

- PLASTIC HOUSING: THERMOPLASTIC PBT  
FLAMMABILITY RATING UL 94V-0
- CONTACT PLATING: 30 MICRO-INCH HARD GOLD PLATING
- OUTPUT PINS: TIN-COATED COPPER WIRE, DIA 0.018 INCH.
- METAL SHIELD: NICKEL PLATED COPPER ALLOY.
- (ALL GROUND LEADS ARE SOLDER DIPPED)
- FROG LEGS ARE FOR PCB RETENTION FORCE ONLY AND NOT FOR GROUNDING PURPOSE

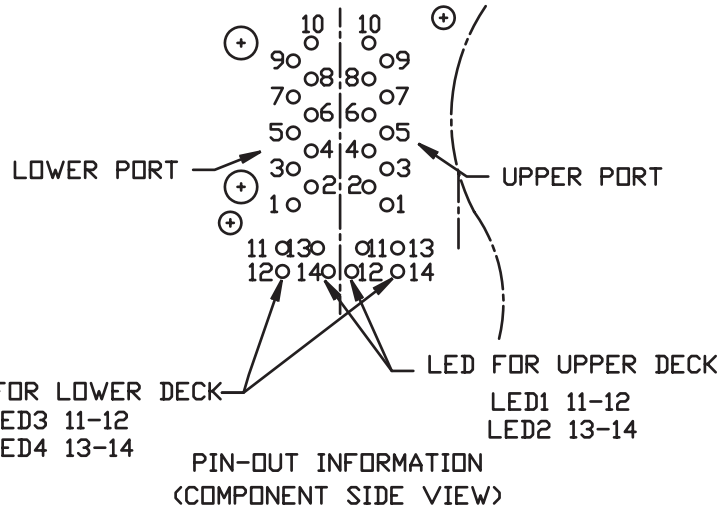
- 1. JACK CAVITY CONFORMS TO FCC RULES AND REGULATIONS, PART 68 SUBPART F.
- 2. MARK PART WITH MFG LOGO, MFG NAME, PART NUMBER, AND DATE CODE.

US UL RECOGNIZED - FILE #E196366 AND E169987.  
 RoHS COMPLIANCE, PER EU DIRECTIVE 2002/95/EC.



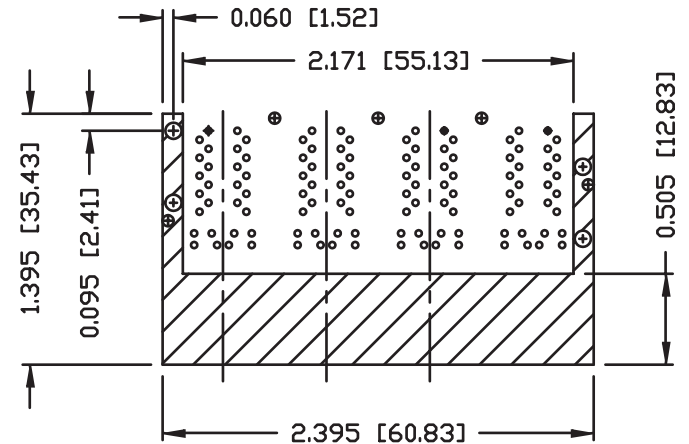
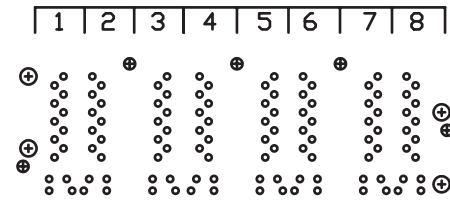
# INTEGRATED CONNECTOR MODULES

## C850-2G4R-54 Gigabit Ethernet Compressor MagJack® 2 x 4 with LEDs



10	GND
9	TRDCT1/2/3/4
8	TRD 4+
7	TRD 4-
6	TRD 3+
5	TRD 3-
4	TRD 2+
3	TRD 2-
2	TRD 1+
1	TRD 1-

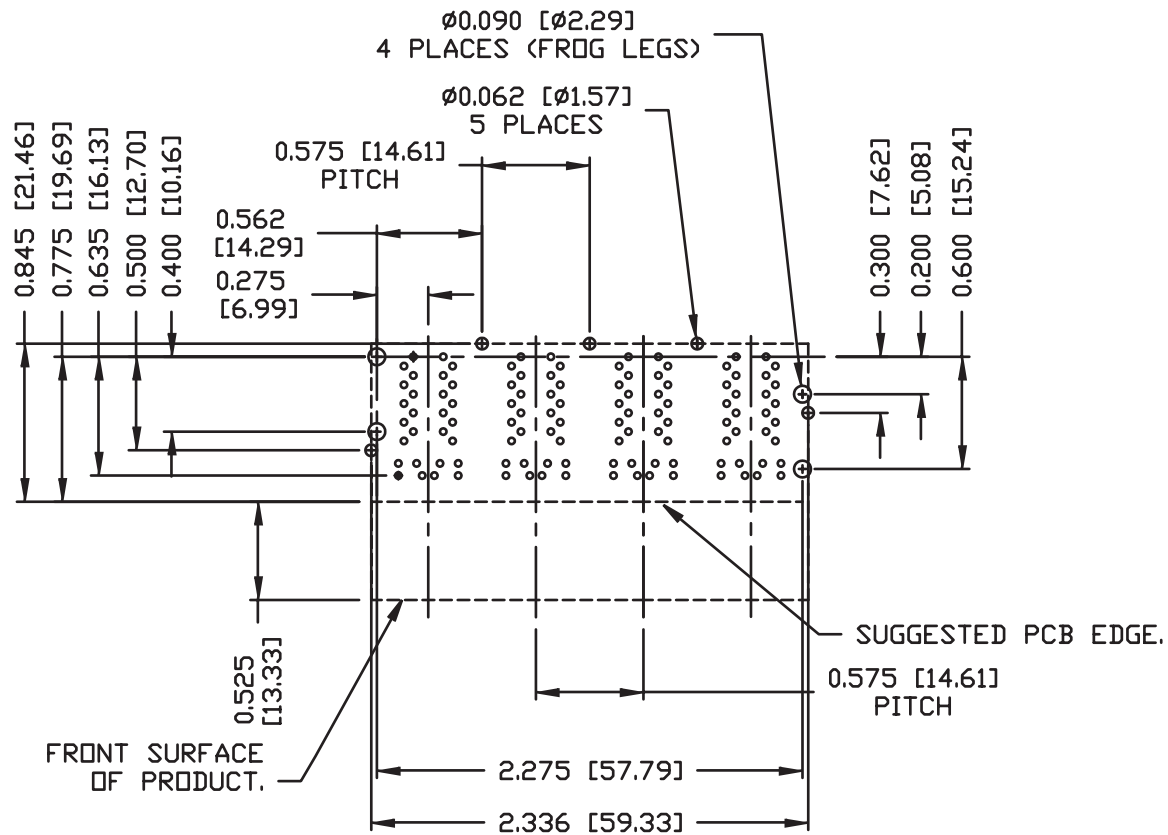
PORT ASSIGNMENT  
(COMPONENT SIDE VIEW)



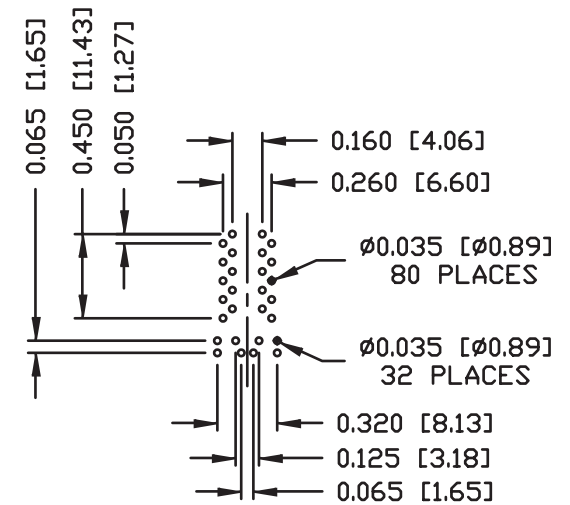
THE SHADED AREA ON THE CUSTOMER BOARD ARE RECOMMENDED TO BE CLEAR OFF ANY VIA HOLE OR COMPONENT PAD.

# INTEGRATED CONNECTOR MODULES

## C850-2G4R-54 Gigabit Ethernet Compressor MagJack® 2 x 4 with LEDs



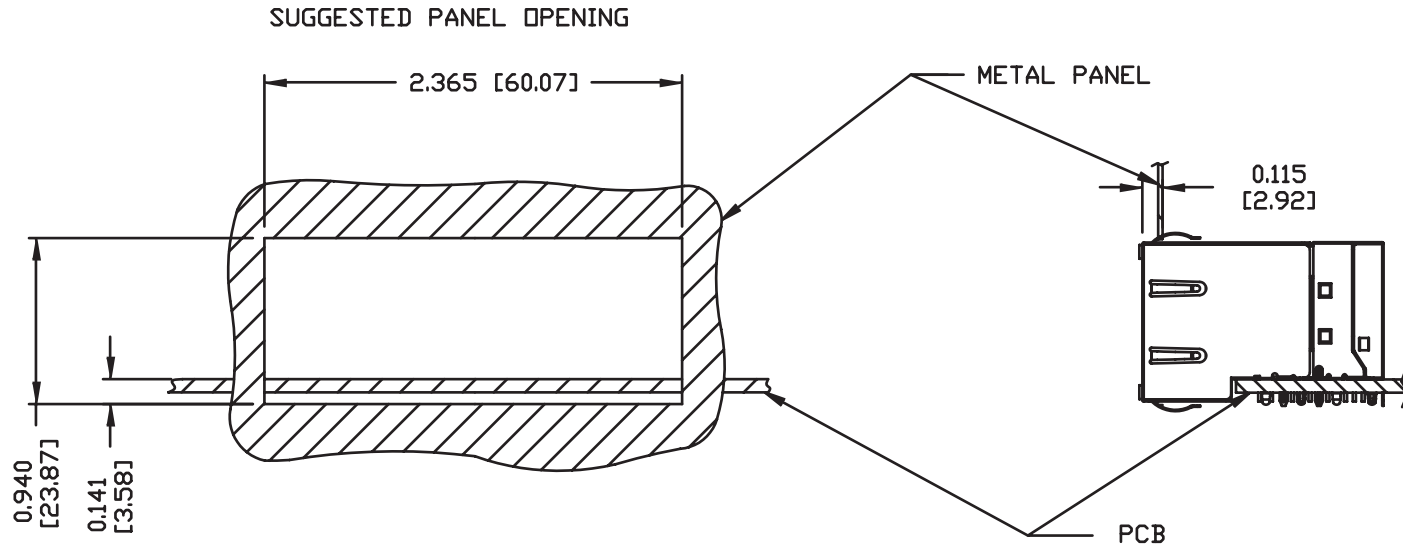
(COMPONENT SIDE VIEW)



SUGGESTED FOOTPRINT

## INTEGRATED CONNECTOR MODULES

### C850-2G4R-54 Gigabit Ethernet Compressor MagJack® 2 x 4 with LEDs



**NOTE:**

THE DISTANCE OF PANEL INSIDE SURFACE RELATIVE TO FRONT SURFACE OF PART IS ONLY A SUGGESTION. IN CASE THIS DISTANCE IS DIFFERENT, THE REQUIRED PANEL OPENING DIMENSIONS CHANGE ACCORDINGLY.

**PACKING INFORMATION**

PACKING TRAY : 0200-9999-L1 (TOP)

0200-9999-L2 (BOTTOM)

PACKING QUANTITY : 20 PCS FINISHED GOODS PER TRAY.

6 TRAYS (120 PCS FINISHED GOODS) PER CARTON BOX.

NOTE : CARDBOARDS ARE PLACED BETWEEN LAYERS OF PACKING TRAY INSIDE CARTON BOX.  
(INCLUDE THE UPPERMOST AND LOWERMOST TRAY)