
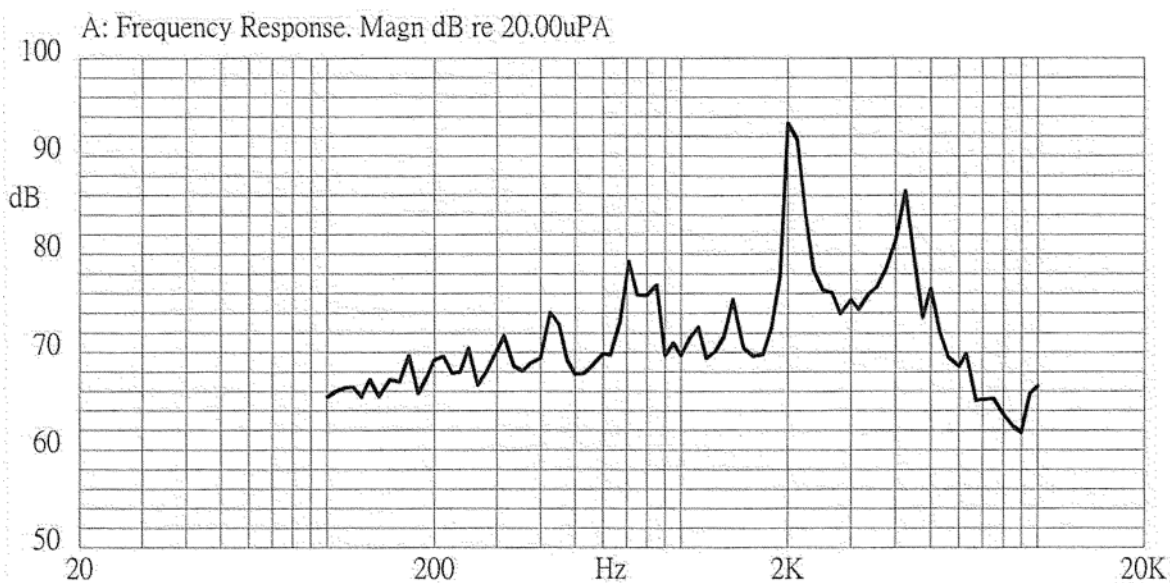


**Part No: CEM-1206S****Description: magnetic buzzer****Date: 8/14/2006****Unit: mm****Page No: 1 of 5**

## Specifications

Rated voltage	5.0 Vo-p	
Operating voltage	3.0 - 8.0 Vo-p	
Mean current	45 mA max.	
Coil resistance	47 $\pm$ 7.0 $\Omega$	Applying rated voltage, 2400 Hz square wave, 1/2 duty
Sound output	Min. 85 (Typical 92) dBA	Distance at 10cm (A-weight free air). Applying rated voltage of 2400 Hz, square wave, 1/2 duty.
Rated frequency	2,400 Hz	
Operating temperature	-30 ~ +70° C	
Storage temperature	-40 ~ +85° C	
Dimensions	$\varnothing$ 12.0 x H9.5 mm	See attached drawing
Weight	1.6 g	
Material	PBT (Black)	
Terminal	Pin type (Plating Au)	See attached drawing
RoHS	yes	

## Frequency Response Curve





Part No: CEM-1206S

Description: magnetic buzzer

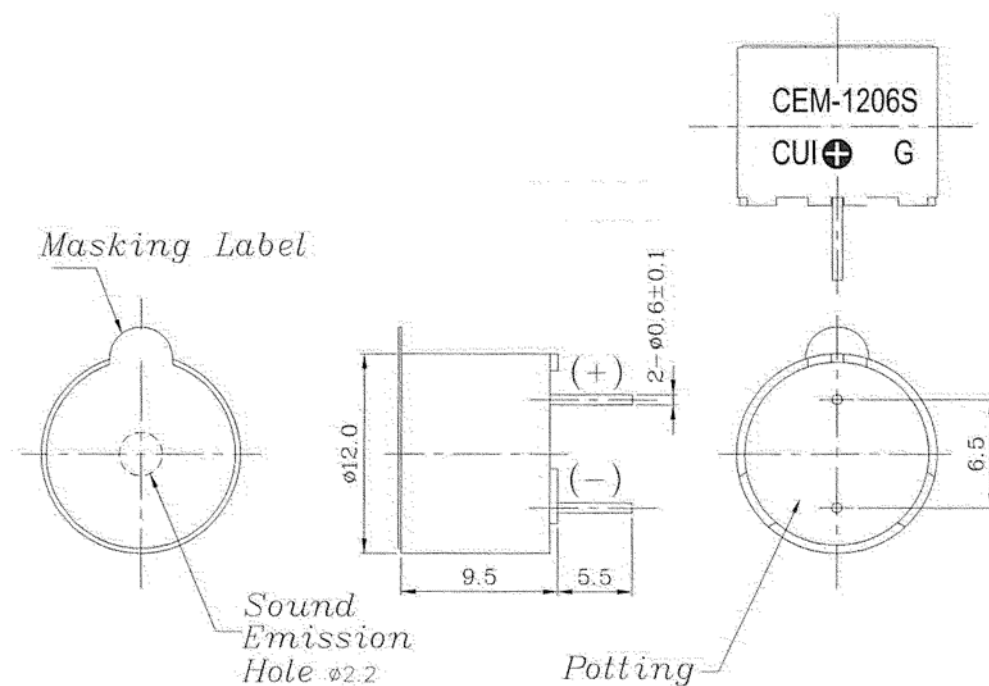
Date: 8/14/2006

Unit: mm

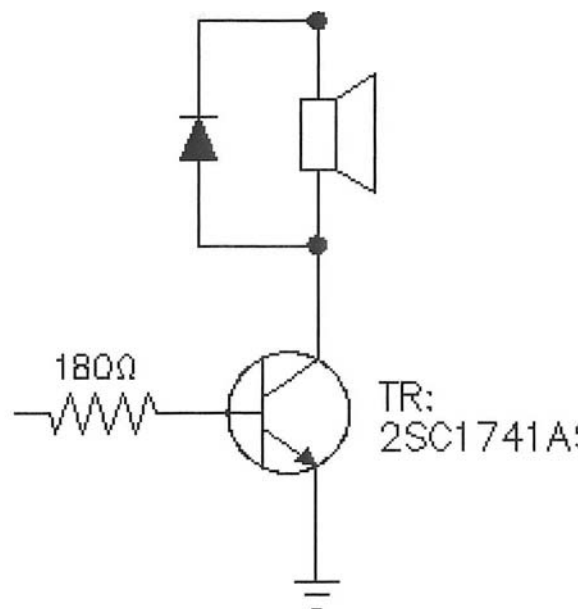
Page No: 2 of 5

## Appearance Drawing

Tolerance:  $\pm 0.5$



## Measurement Method

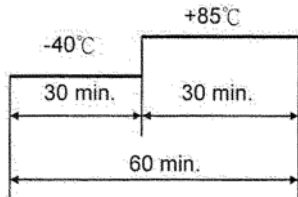
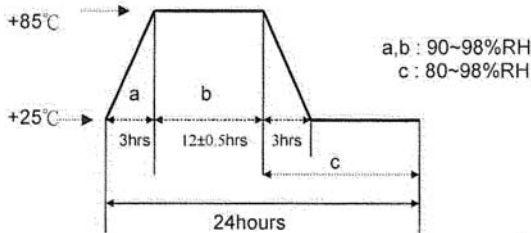



**CUI INC**
**Part No: CEM-1206S**
**Description: magnetic buzzer**
**Date: 8/14/2006**
**Unit: mm**
**Page No: 3 of 5**

## Mechanical Characteristics

Item	Test Condition	Evaluation Standard
Solderability	Lead terminals are immersed in rosin for 5 seconds and then immersed in solder bath of $270 \pm 5^{\circ}\text{C}$ for $3 \pm 1$ seconds.	90% min. of lead terminals should be wet with solder. (Except the edge of the terminal)
Soldering Heat Resistance	Lead terminals are immersed up to 1.5mm from the buzzer's body in solder bath of $260 \pm 5^{\circ}\text{C}$ for $3 \pm 1$ seconds.	No in interference in operation.
Terminal Mechanical Strength	Apply force of 9.8 N (1.0 kg) to the terminal for 10 seconds.	No damage or cutting off.
Vibration	The buzzer will be measured after applying a vibration amplitude of 1.5 mm with 10 to 55 Hz band of vibration frequency to each of the 3 perpendicular directions for 2 hours.	After the test, the part should meet specifications without any damage to the appearance and the SPL should be within $\pm 10$ dBA of the initial SPL.
Drop Test	The part is to be dropped from a height of 75 cm onto a 40 mm thick wooden board 3 times in 3 axis (X, Y, Z) for a total of 9 drops.	

## Environment Test

Item	Test Condition	Evaluation Standard
High temp. test	The part will be subjected to $+85^{\circ}\text{C}$ for 96 hours.	After the test, the part shall meet specifications without any damage to the appearance and performance except SPL. After 4 hours at $+25^{\circ}\text{C}$ , the SPL should be within $\pm 10$ dBA of the initial SPL.
Low temp. test	The part will be subjected to $-40^{\circ}\text{C}$ for 96 hours	
Thermal shock	The part will be subjected to 10 cycles. One cycle will consist of:  	
Temp./Humidity cycle	The part shall be subjected to 10 cycles. One cycle will be 24 hours and consist of:  	

**Part No: CEM-1206S****Description: magnetic buzzer****Date: 8/14/2006****Unit: mm****Page No: 4 of 5**

## Reliability Tests

Item	Test Condition	Evaluation Standard
Operating (Life Test)	<p>1. Continuous life test: The part will be subjected to 72 hours at 55°C with 5 V, 2400 Hz applied.</p> <p>2. Intermittent life test: A duty cycle of 1 minute on, 1 minute off, a minimum of 10,000 times at room temp. (25±10°C) with 5 V, 2400 Hz applied.</p>	After the test, the part shall meet specifications without any damage to the appearance and performance except SPL. After 4 hours at +25°C, the SPL should be within ±10 dBA of the initial SPL.

## Test Conditions

Standard Test Condition	a) Temperature: +5 ~ +35°C	b) Humidity: 45 - 85%	c) Pressure: 860 - 1060 mbar
Judgement Test Condition	a) Temperature: +25±2°C	b) Humidity: 60 - 70%	c) Pressure: 860 - 1060 mbar



Part No: CEM-1206S

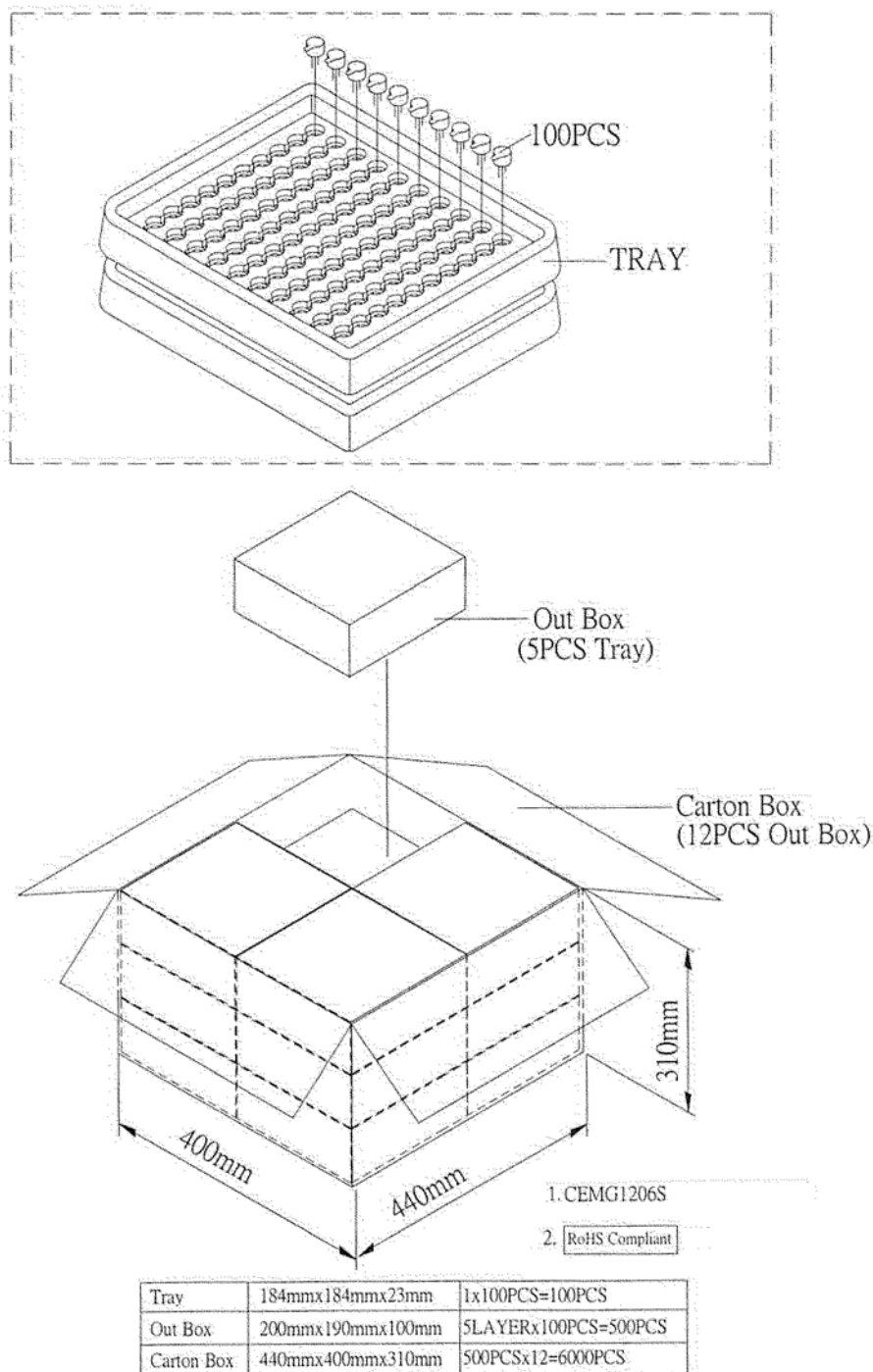
Description: magnetic buzzer

Date: 8/14/2006

Unit: mm

Page No: 5 of 5

## Packaging



# Mouser Electronics

Authorized Distributor

Click to View Pricing, Inventory, Delivery & Lifecycle Information:

[CUI Inc.:](#)

[CEM-1206S](#)