

CoolLED

CL Switchable Uni

Up to 33W / 120 - 277V ac rms

Harvard



Designed and manufactured in the UK

CoolLED Efficient Innovative Control

CL Switchable Uni LED Drivers 350/700mA, 500/1000mA

CoolLED drivers provide a high performance solution for powering high-brightness LEDs from a mains supply.

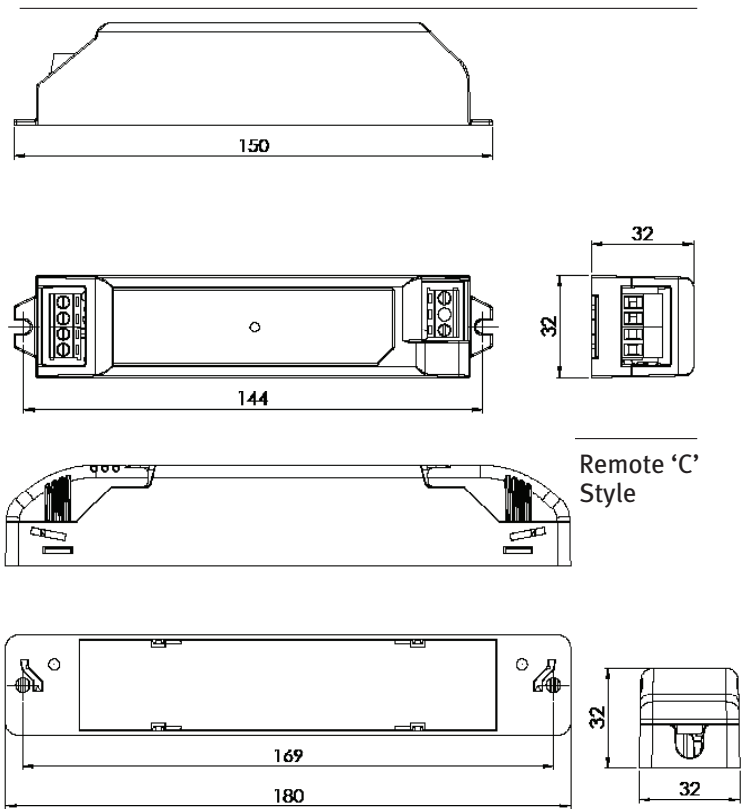
CoolLED Switchable Drivers feature a switch, accessible during installation or assembly, to select between two current values.

The power factor corrected, class II driver has fully isolated, SELV/ Class 2 output delivering up to 33W of power.

All CoolLED Drivers have a high efficiency design, which ensures cool operation and long life. The compact enclosure is available in Integral (B) and Remote Mount (C) versions. Remote types feature screwless cable clamps.

CoolLED Drivers are open and short-circuit protected and have self-resetting over temperature trip.

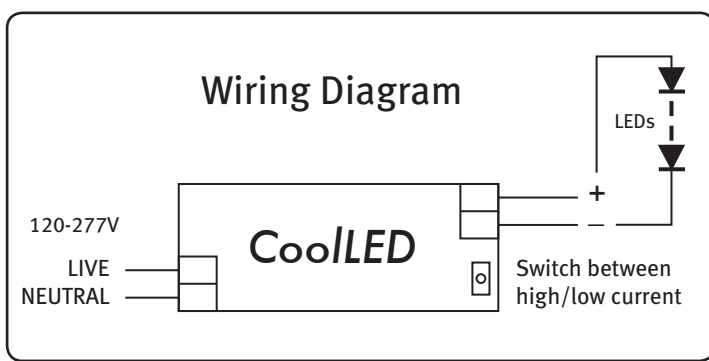
Consult the sales office for versions where the current level can be set by external switch or presence detector. These drivers include a "soft dim" feature to avoid sudden steps in LED brightness.



Remote 'C' Style

*all measurements in mm

- Power factor corrected (0.98)
- Constant current output
- Switchable between 350/700mA, 500/1000mA
- Self resetting thermal trip
- Double insulated (Class II)
- Screwless cable clamps for fast assembly (Remote Version)
- Up to 88% efficient
- Surge protection up to 4kV
- SELV isolation / Class 2
- Integral and remote versions
- Dimmable versions available (consult sales team for details)



www.HarvardEng.com
 Harvard Engineering plc 4660 La Jolla Village Drive #500
 San Diego CA 92122 USA
 Tel: (001) 858-546-2833 Fax: (001) 858-408-3835

UK Headquarters
 Harvard Engineering plc Tyler Close
 Normanton Wakefield WF6 1RL



CoolLED

CL Switchable Uni

Up to 33W / 120 - 277V ac rms

Harvard



Designed and manufactured in the UK

CoolLED

CoolLED

Efficient
Innovative
Control



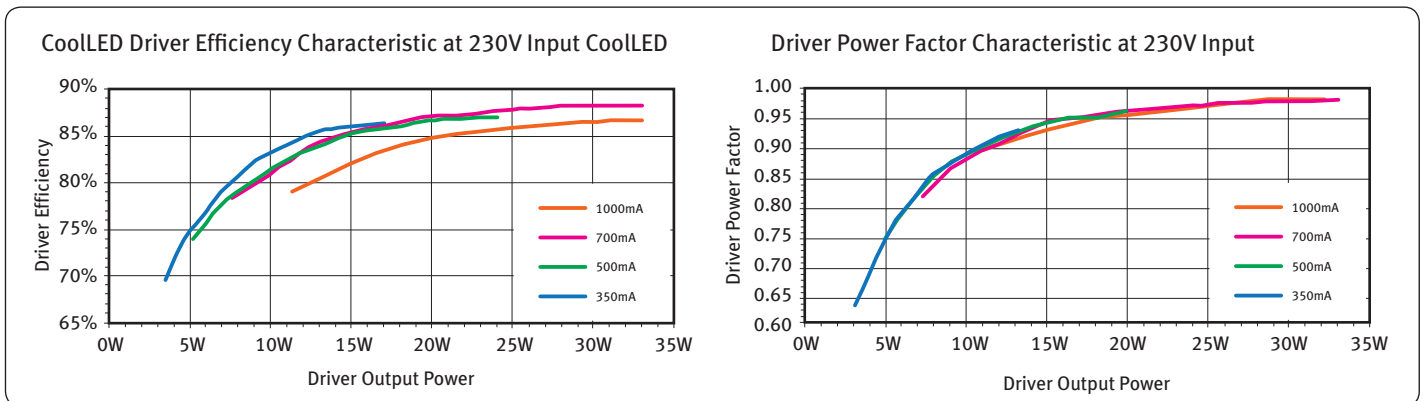
Technical Specification

Parameter / Model	CL700S-Uni-B/C	CL1000S-Uni-B/C
Mains input voltage range	100-277V ac rms	
Mains frequency	47 to 63Hz	
Power factor at full load	>0.95 (0.98 typical)	
Efficiency at full load	88% typical	
Mains surge protection	4kV common-mode 2kV differential	
Input-output isolation	3.75kV ac rms	
Ambient temperature range	-25°C to 40°C	
Maximum Tc temperature	80°C	
Humidity	95% max non-condensing	
Thermal trip	110°C self resetting	
Maximum output power	33W (17W @ 350mA)	33W (24W @ 500mA)
Output current (switchable)	350mA & 700mA	500mA & 1000mA
Output current accuracy	± 5%	
LED string voltage	9V to 48V	9V to 48V (33V at 1000mA)
Enclosure	White polycarbonate UL94-V0 rated	
Dimensions	See diagrams for B and C types	
Terminal blocks	Rising clamp 10mm input 5mm output pitch	
Current ripple on high current setting	10V output = 22% 48V output = 7.5%	10V output = 38% 33V output = 14.5%
Wire size	12-24 AWG / 0.5 to 1.5mm ²	
Weight	120g	
Compliance standards	UL 8750 / UL 1310	



350/700mA & 500/1000mA

Performance Graphs



www.HarvardEng.com

Harvard Engineering plc 4660 La Jolla Village Drive #500
San Diego CA 92122 USA
Tel: (001) 858-546-2833 Fax: (001) 858-408-3835

UK Headquarters
Harvard Engineering plc Tyler Close
Normanton Wakefield WF6 1RL

