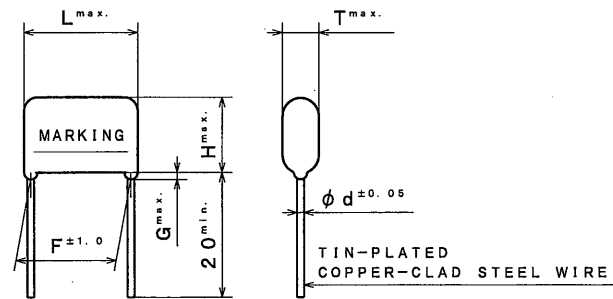
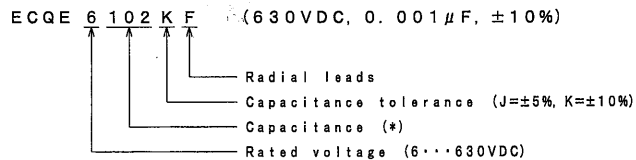


THIRD ANGLE PROJECTION

ITEM CODE	RATED VOLTAGE	CAP. μF (*)	DIMENSIONS					
			L	T	H	F	G	d
ECQE6102 () F	630VDC	0.001 (102)	10.0	4.6	9.5	7.5	1.0	0.6
" 6122 () F	"	0.0012 (122)	"	"	10.0	"	"	"
" 6152 () F	"	0.0015 (152)	"	"	"	"	"	"
" 6182 () F	"	0.0018 (182)	"	"	"	"	"	"
" 6222 () F	"	0.0022 (222)	"	"	"	"	"	"
" 6272 () F	"	0.0027 (272)	"	"	"	"	"	"
" 6332 () F	"	0.0033 (332)	"	"	"	"	"	"
" 6392 () F	"	0.0039 (392)	"	"	"	"	"	"
" 6472 () F	"	0.0047 (472)	12.0	"	"	10.0	"	"
" 6562 () F	"	0.0056 (562)	"	"	"	"	"	"
" 6682 () F	"	0.0068 (682)	"	4.9	"	"	"	"
" 6822 () F	"	0.0082 (822)	"	4.5	"	"	"	"

TOL. SYMBOL (J or K)

ITEM CODE NUMBER STRUCTURE



CONSTRUCTION

The capacitor is of non-inductive construction, wound with metallized polyester film dielectric.
The capacitor is enclosed in non-combustible epoxy resin and has two leads.

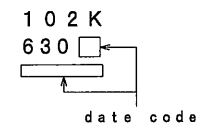
MARKING

Marking comprises capacitance, capacitance tolerance, rated voltage, and date code.

PROPERTIES

Capacitance	: See table at 1kHz
Capacitance tolerance	: ±5% (J), ±10% (K) at 1kHz
Rated voltage	: 630VDC Δ (Derating of rated voltage by 1.25%/°C at more than 85°C)
Withstand voltage	: 630VDCx150% for 60s
Insulation resistance	: ≥9000MΩ at 100VDC, 20°C for 60s
Dissipation factor	: ≤1.0% at 1kHz, 20°C
Category temperature range	: Δ From -40°C to +105°C (including temperature rise on unit surface)

MARKING EXAMPLE



ALTERATION		
ISSUE	DESCRIPTION	DATE
1	Correction: category temperature range (-40°C~+85°C→-40°C~+105°C) Addition: rated voltage (Derating of rated voltage by 1.25%/°C at more than 85°C)	Jan. 22 2008
2	Company name changed Error correction	Apr. 1 2008
3	Company name changed	Apr. 1 2012
4	Company name changed	Apr. 1 2013
5	Company name changed	Apr. 1 2015

SPECIFICATIONS No.

Reference

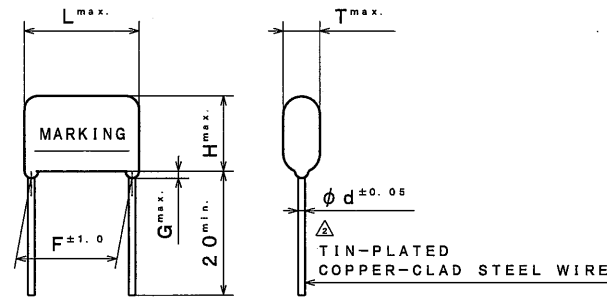
DESIGN	M. Murakami
CHECKED	H. Osaki
APPROVAL	T. Takata
ESTABLISHMENT	Oct. 24, 2007
TYPE NAME	ECQE6*** () F
NAME	Metallized Polyester Film Capacitor
DRAWING NAME	PRODUCT DRAWING
DRAWING No.	7034M-J-E (1/1)

Toyama-Matsue Plant
Device Solutions Business Division
Panasonic Corporation

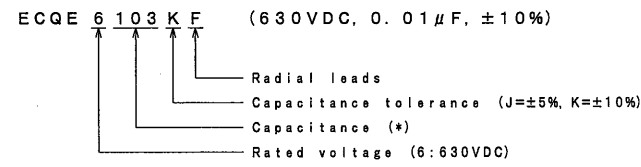
THIRD ANGLE PROJECTION

ITEM CODE	RATED VOLTAGE	CAP. μF (*)	DIMENSIONS							MARKING STYLE
			L	T	H	F	G	d		
ECQE6103 () F	630VDC	0.01 (103)	12.0	4.5	7.5	10.0	1.0	0.6	1	
" 6123 () F	"	0.012 (123)	"	"	7.8	"	"	"	"	
" 6153 () F	"	0.015 (153)	"	5.0	8.2	"	"	"	"	
" 6183 () F	"	0.018 (183)	"	4.9	10.0	"	"	"	"	
" 6223 () F	"	0.022 (223)	"	5.3	10.5	"	"	"	"	
" 6273 () F	"	0.027 (273)	"	5.5	10.9	"	"	"	"	
" 6333 () F	"	0.033 (333)	"	6.0	11.9	"	"	"	"	
" 6393 () F	"	0.039 (393)	"	"	13.4	"	"	"	"	
" 6473 () F	"	0.047 (473)	"	6.5	13.5	"	"	"	"	
" 6563 () F	"	0.056 (563)	18.5	5.4	10.5	15.0	"	"	2	
" 6683 () F	"	0.068 (683)	"	5.8	11.0	"	"	"	"	
" 6823 () F	"	0.082 (823)	"	6.5	12.0	"	"	"	"	
" 6104 () F	"	0.1 (104)	"	6.3	14.0	"	"	"	"	
" 6124 () F	"	0.12 (124)	"	"	14.5	"	"	0.8	"	
" 6154 () F	"	0.15 (154)	"	7.5	15.4	"	"	"	"	
" 6184 () F	"	0.18 (184)	"	8.0	16.0	"	"	"	"	
" 6224 () F	"	0.22 (224)	"	9.0	16.5	"	"	"	"	
" 6274 () F	"	0.27 (274)	26.0	7.0	"	22.5	"	"	"	
" 6334 () F	"	0.33 (334)	"	7.8	17.0	"	"	"	"	
" 6394 () F	"	0.39 (394)	"	8.5	17.9	"	"	"	"	
" 6474 () F	"	0.47 (474)	"	9.3	18.5	"	"	"	"	
" 6564 () F	"	0.56 (564)	"	10.0	20.0	"	1.5	"	"	
" 6684 () F	"	0.68 (684)	"	11.5	21.0	"	"	"	"	
" 6824 () F	"	0.82 (824)	31.0	11.3	20.5	27.5	"	"	"	
" 6105 () F	"	1.0 (105)	"	12.5	21.9	"	"	"	"	
" 6125 () F	"	1.2 (125)	"	13.5	23.0	"	"	"	"	
" 6155 () F	"	1.5 (155)	"	15.3	24.7	"	"	"	"	
" 6185 () F	"	1.8 (185)	"	16.8	27.0	"	"	"	"	
" 6225 () F	"	2.2 (225)	"	19.5	29.0	"	"	"	"	

TOL. SYMBOL (J or K)



ITEM CODE NUMBER STRUCTURE



CONSTRUCTION

The capacitor is of non-inductive construction, wound with metallized polyester film dielectric.
The capacitor is enclosed in non-combustible epoxy resin and has two leads.

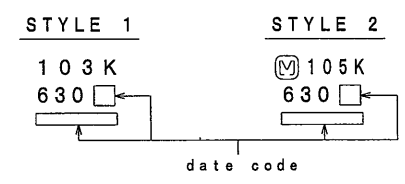
MARKING

Marking comprises capacitance, capacitance tolerance, rated voltage, manufacturer's trademark (STYLE 2 only) and date code.

PROPERTIES

- Capacitance : See table at 1kHz
- Capacitance tolerance : $\pm 5\%$ (J), $\pm 10\%$ (K) at 1kHz
- Rated voltage : 630VDC $\Delta\Delta$ (Derating of rated voltage by 1.25%/ $^{\circ}C$ at more than 85 $^{\circ}C$)
- Withstand voltage : 630VDC $\times 150\%$ for 60s
- Insulation resistance : $\geq 9000M\Omega$ ($C \leq 0.33\mu F$) at 100VDC, 20 $^{\circ}C$ for 60s
- : $\geq 3000M\Omega \cdot \mu F$ ($C > 0.33\mu F$) at 100VDC, 20 $^{\circ}C$ for 60s
- Dissipation factor : $\leq 1.0\%$ at 1kHz, 20 $^{\circ}C$
- Category temperature range : Δ From -40 $^{\circ}C$ to +105 $^{\circ}C$ (including temperature rise on unit surface)

MARKING EXAMPLE



ALTERATION		
ISSUE	DESCRIPTION	DATE
Δ	Modification	Jun. 20 2002
Δ	Company name changed	Oct. 1 2004
Δ	Company name changed	Apr. 1 2005
Δ	Company name changed	Apr. 1 2006
Δ	Correction: category temperature range (-40 $^{\circ}C$ ~+85 $^{\circ}C$ ~40 $^{\circ}C$ ~+105 $^{\circ}C$) Addition: rated voltage (Derating of rated voltage by 1.25%/ $^{\circ}C$ at more than 85 $^{\circ}C$)	Jan. 22 2008
Δ	Company name changed Error correction	Apr. 1 2008
Δ	Company name changed	Apr. 1 2012
Δ	Company name changed	Apr. 1 2013
Δ	Company name changed	Apr. 1 2015

SPECIFICATIONS No.
TE72035Y

Reference

DESIGN	<i>In. Inokubo</i>
CHECKED	<i>K. Osada</i>
APPROVAL	<i>T. Takata</i>
ESTABLISHMENT	Apr. 27, 1987
TYPE NAME	ECQE6*** () F
NAME	Metallized Polyester Film Capacitor
DRAWING NAME	PRODUCT DRAWING
DRAWING No.	CT-H-C017 (1/1)

Toyama-Matsue Plant
Device Solutions Business Division
Panasonic Corporation