

Type 4X Stainless Steel Junction Box *Eclipse Junior Series* Continuous Hinge Door with Quarter Turn



Application

- Designed for use as instrument enclosures, electric, hydraulic or pneumatic control housings, electrical junction boxes or terminal wiring enclosures.
- Provides protection where equipment may be hosed down or otherwise be very wet, or in specific applications where corrosion may be a problem.
- For high temperature applications, a gasket retainer may be required, please refer to factory.

Standards

- UL 508 Type 3R, 4, 4X, 12, and 13
- CSA Type 3R, 4, 4X, 12, and 13
- Complies with
 - NEMA Type 3R, 4, 4X, 12 and 13
 - JIC EGP-1-1967
 - IEC 60529, IP66

Construction

- Body and cover are formed from 16 gauge 304 or 316 stainless steel.
- Smooth, continuously welded seams without knockouts, cutouts, or holes.
- Formed lip on enclosure to exclude flowing liquids and contaminants.
- 14 gauge welded brackets provide for enclosure mounting.
- Continuously hinged cover has stainless steel hinges and provides 180° opening.
- Door latches feature the added safety of quarter turn slot requiring use of tool for opening.
- Quarter turn latches formed from 316 stainless steel.
- Seamless poured-in place gasket.
- Models larger than 4"x4" include a removable 14 gauge galvanized inner panel.
- Tapped studs are provided for mounting inner panels.
- A bonding stud is provided on the door and a grounding stud is provided on the enclosure.
- Grounding and panel mounting hardware provided.

Finish

- Cover and enclosure are natural stainless steel with a smooth brushed finish.
- Removable inner panel is unpainted galvanized steel.

Accessories

Inner Panels
Filtered Fans

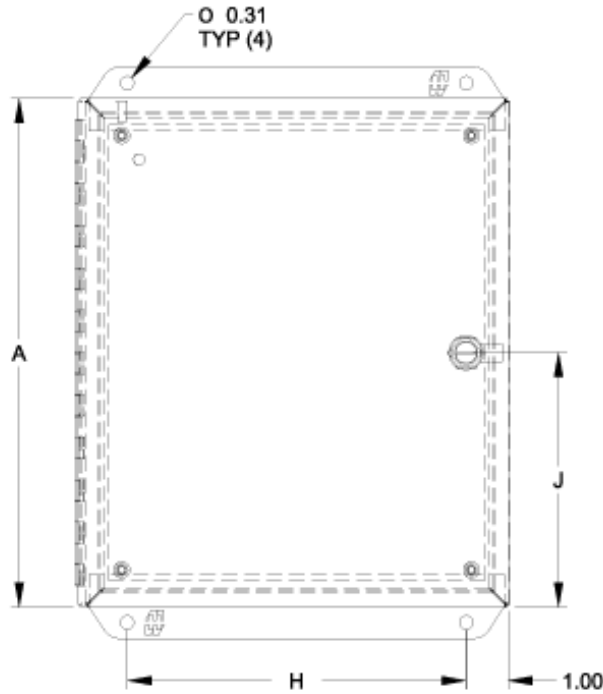
Ventilation
Type 1 Louvered Ventilating Plates

**Padlock Adaptor
Temperature Controls**

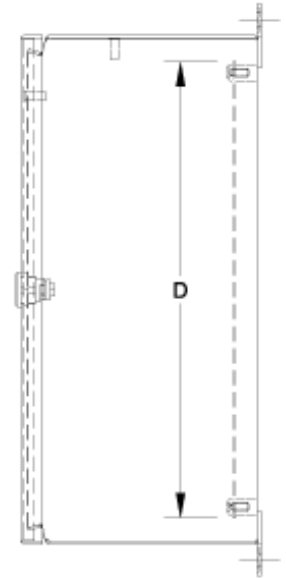
**Terminal Kit Assemblies
Window Kits**



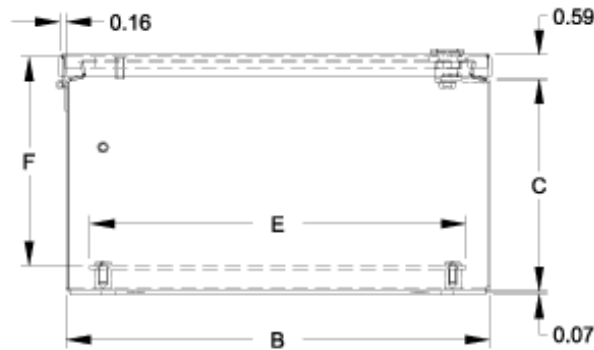
Hinge Side View



Front View



Latch Side View



Bottom View

| 304 S.S. Part No. | 316 S.S. Part No. | Overall Dimensions | | | Panel Size | | F | G | H | J | Ship Wt. lbs |
|----------------------|----------------------|--------------------|-------|------|------------|-------|------|-------|-------|------|-----------------|
| | | A | B | C | D | E | | | | | |
| EJ443SS | EJ443S16 | 4.00 | 4.00 | 3.00 | N/A | N/A | 2.92 | 4.75 | 2.00 | 2.00 | 2 |
| EJ444SS | EJ444S16 | 4.00 | 4.00 | 4.00 | N/A | N/A | 4.00 | 4.75 | 2.00 | | 2 |
| EJ643SS | EJ643S16 | 6.00 | 4.00 | 3.00 | 4.88 | 2.88 | 2.92 | 6.75 | 2.00 | 3.00 | 2 |
| EJ863SS | EJ863S16 | 8.00 | 6.00 | 3.50 | 6.75 | 4.88 | 3.42 | 8.75 | 4.00 | 4.00 | 5 |
| EJ644SS | EJ644S16 | 6.00 | 4.00 | 4.00 | 4.88 | 2.88 | 3.92 | 6.75 | 2.00 | 3.00 | 3 |
| EJ664SS | EJ664S16 | 6.00 | 6.00 | 4.00 | 4.88 | 4.88 | 3.92 | 6.75 | 4.00 | 3.00 | 4 |
| EJ884SS | EJ884S16 | 8.00 | 8.00 | 4.00 | 6.75 | 6.88 | 3.92 | 8.75 | 6.00 | 4.00 | 7 |
| EJ1084SS | EJ1084S16 | 10.00 | 8.00 | 4.00 | 8.75 | 6.88 | 3.92 | 10.75 | 6.00 | 5.00 | 8 |
| EJ1264SS | EJ1264S16 | 12.00 | 6.00 | 4.00 | 10.75 | 4.88 | 3.92 | 12.75 | 4.00 | 6.00 | 8 |
| EJ12124SS | EJ12124S16 | 12.00 | 12.00 | 4.00 | 10.75 | 10.90 | 4.00 | 12.80 | 10.00 | | 12 |
| EJ12105SS | EJ12105S16 | 12.00 | 10.00 | 5.00 | 10.75 | 8.88 | 4.92 | 12.75 | 8.00 | 6.00 | 12 |
| EJ866SS | EJ866S16 | 8.00 | 6.00 | 6.00 | 6.75 | 4.88 | 5.92 | 8.75 | 4.00 | 4.00 | 7 |
| EJ1086SS | EJ1086S16 | 10.00 | 8.00 | 6.00 | 8.75 | 6.88 | 5.92 | 10.75 | 6.00 | 5.00 | 10 |
| EJ10106SS | EJ10106S16 | 10.00 | 10.00 | 6.00 | 8.75 | 8.88 | 5.92 | 10.75 | 8.00 | 5.00 | 12 |
| EJ12106SS | EJ12106S16 | 12.00 | 10.00 | 6.00 | 10.75 | 8.88 | 5.92 | 12.75 | 8.00 | 6.00 | 12 |

| 304 S.S. Part No. | 316 S.S. Part No. | Overall Dimensions | | | Panel Size | | | | | | Ship Wt. |
|----------------------|----------------------|--------------------|-------|-------|------------|-------|------|-------|-------|------|----------|
| | | A | B | C | D | E | F | G | H | J | lbs |
| EJ12126SS | EJ12126S16 | 12.00 | 12.00 | 6.00 | 10.75 | 10.88 | 5.92 | 12.75 | 10.00 | 6.00 | 15 |
| EJ14126SS | EJ14126S16 | 14.00 | 12.00 | 6.00 | 12.75 | 10.88 | 5.92 | 14.75 | 10.00 | 7.00 | 17 |
| EJ16146SS | EJ16146S16 | 16.00 | 14.00 | 6.00 | 14.75 | 12.88 | 5.92 | 16.75 | 12.00 | 8.00 | 21 |
| EJ12108SS | EJ12108S16 | 12.00 | 10.00 | 8.00 | 10.75 | 8.88 | 7.92 | 12.75 | 8.00 | 6.00 | 15 |
| EJ14128SS | EJ14128S16 | 14.00 | 12.00 | 8.00 | 12.75 | 10.88 | 7.92 | 14.75 | 10.00 | 7.00 | 18 |
| EJ16148SS | EJ16148S16 | 16.00 | 14.00 | 8.00 | 14.75 | 12.88 | 7.92 | 16.75 | 12.00 | 8.00 | 22 |
| EJ161410SS | EJ161410S16 | 16.00 | 14.00 | 10.00 | 14.75 | 12.88 | 9.92 | 16.75 | 12.00 | 8.00 | 23 |

Data subject to change without notice

© 2015. Hammond Manufacturing Ltd. All rights reserved.