

F-3153XP

Electrical Specifications (@25C)

1. Maximum Power: 7.5 VA
2. Primary: Series: 230V @ 50/60 Hz
Parallel: 115V @ 50/60Hz
3. Secondary: Series: 30.0V CT @ 0.250 Amps
Parallel: 15.0V CT @ 0.500 Amps

Description:

The F-3153XP is part of a wide selection of plug-in types that meet the needs of PC boards and solid state power supply design. This transformer can satisfy power as well as control and instrumentation applications.

Construction:

Wound on a single channel nylon bobbin. Materials are UL recognized, Class B (130° C) rated.

Safety:

These products are 100% hipot tested with an insulation of 1500V between primary and secondary windings.

Dimensions:

Units: In inches

A	B	C	D	E	F	G
1.625	2.812	1.437	1.875	.250	1.312	2.375

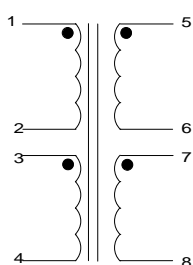
Mounting holes: 0.187 in.

Pin length: 0.187 in.

Pin size: 0.20 x .041 in.

Weight: 11.0 oz

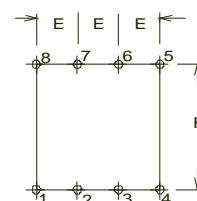
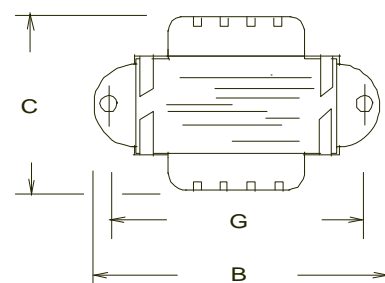
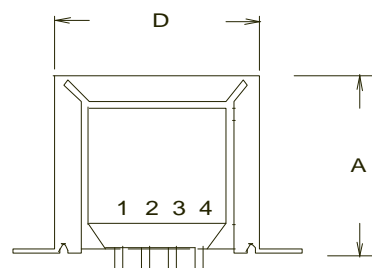
Schematic:



- Primary: Series - 1 to 4, Jumper 2 to 3
Parallel - 1 to 4, Jumper 1 to 3 and 2 to 4
- Secondary: Series - 5 to 8, Jumper 6 to 7
Parallel - 5 to 8, Jumper 5 to 7 and 6 to 8

RoHS Compliance: As of manufacturing date February 2005, all standard products meet the requirements of 2002/95/EC, known as the RoHS initiative.

* Upon printing, this document is considered "uncontrolled". Please contact Triad Magnetics' website for the most current version.



Mouser Electronics

Authorized Distributor

Click to View Pricing, Inventory, Delivery & Lifecycle Information:

[Triad Magnetics:](#)

[F-3153XP](#)