



Micro Commercial Components

Micro Commercial Components
20736 Marilla Street Chatsworth
CA 91311
Phone: (818) 701-4933
Fax: (818) 701-4939

FSM11PL THRU FSM16PL

Features

- For Surface Mount Application
- Case Material : Molded Palstic. UL Flammability Classification Rating 94V-0 and MSL rating 1
- Glass Passivated Junction
- Fast Recovery Time For High Efficiency
- Lead Free Finish/Rohs Compliant (Note1) ("P" Suffix designates Compliant. See ordering information)

Maximum Ratings

- Operating Temperature(T_J): -65°C to +150°C
- Storage Temperature(T_{STG}): -65°C to +150°C
- Maximum Thermal Resistance(R_{thJA}): 75°C/W*

MCC Part Number	Device Marking	Maximum Recurrent Peak Reverse Voltage	Maximum RMS Voltage	Maximum DC Blocking Voltage
FSM11PL	F1	50V	35V	50V
FSM12PL	F2	100V	70V	100V
FSM13PL	F3	200V	140V	200V
FSM14PL	F4	400V	280V	400V
FSM15PL	F5	600V	420V	600V
FSM16PL	F6	800V	560V	800V

Electrical Characteristics @ 25°C Unless Otherwise Specified

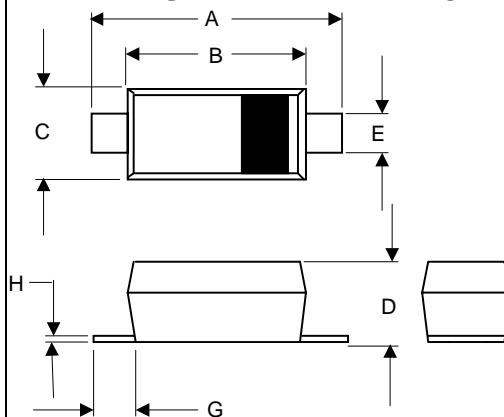
Average Forward Current	$I_{F(AV)}$	1.0 A	$T_L = 110^\circ\text{C}$
Peak Forward Surge Current	I_{FSM}	30.0A	8.3ms, half sine
Maximum Instantaneous Forward Voltage	V_F	1.3V	$I_{FM}=1.0A$; $T_A = 25^\circ\text{C}$
Maximum DC Reverse Current At Rated DC Blocking Voltage	I_R	5.0 μ A 100uA	$T_A = 25^\circ\text{C}$ $T_A=55^\circ\text{C}$
Maximum Reverse Recovery Time FSM11PL-14PL FSM15PL FSM16PL	T_{rr}	150ns 250ns 500ns	$I_F=0.5A$, $I_R=1.0A$, $I_{rr}=0.25A$
Typical Junction Capacitance	C_J	15pF	Measured at 1.0MHz, $V_R=4.0V$

*6.0mm² copper pads to each terminal

Note: 1. High Temperature Solder Exemptions Applied, see EU Directive Annex 7.

1.0 Amp Fast Recovery Rectifier 50 to 800 Volts

POWERLITE-123



DIM	INCHES		MM		NOTE
	MIN	MAX	MIN	MAX	
A	.140	.152	3.55	3.85	
B	.100	.112	2.55	2.85	
C	.055	.071	1.40	1.80	
D	.037	.053	0.95	1.35	
E	.020	.039	0.50	1.00	
G	.010	-----	0.25	-----	
H	-----	.008	-----	.20	

SUGGESTED SOLDER PAD LAYOUT

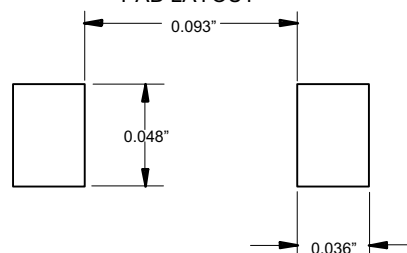


Figure 1

Typical Reverse Characteristics

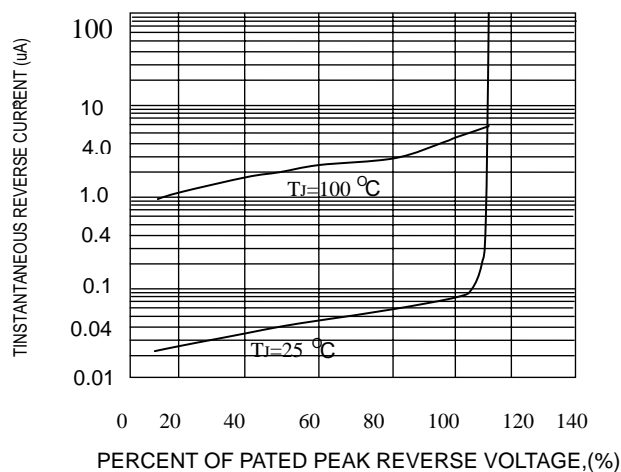


Figure 2

TYPICAL INSTANTANEOUS FORWARD CHARACTERISTICS

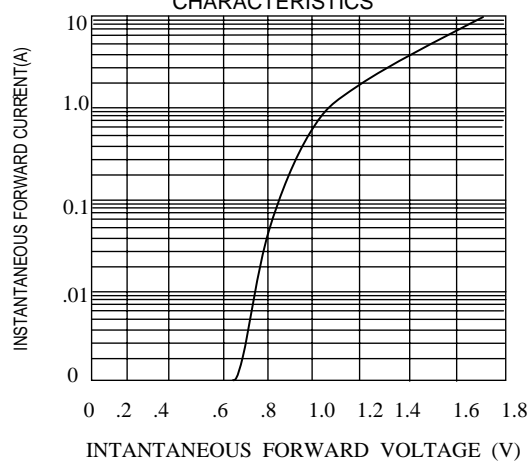


Figure 3

NON-REPETITIVE FORWARD SURGE CURRENT

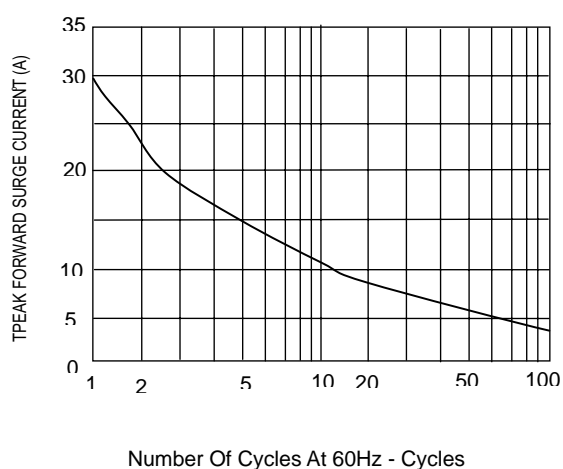
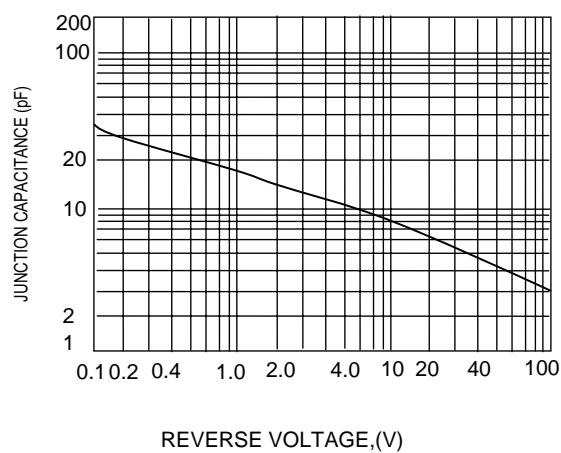


Figure 4

TYPICAL CAPACITANCE



Ordering Information

Device	Packing
(Part Number)-TP	Tape&Reel;2.5Kpcs/Reel

IMPORTANT NOTICE

Micro Commercial Components Corp. reserves the right to make changes without further notice to any product herein to make corrections, modifications , enhancements , improvements , or other changes .
Micro Commercial Components Corp. does not assume any liability arising out of the application or use of any product described herein; neither does it convey any license under its patent rights ,nor the rights of others . The user of products in such applications shall assume all risks of such use and will agree to hold *Micro Commercial Components Corp.* and all the companies whose products are represented on our website, harmless against all damages.

APPLICATIONS DISCLAIMER

Products offer by *Micro Commercial Components Corp.* are not intended for use in Medical, Aerospace or Military Applications.