

# FWP 700V 5-1200A



Type	Electrical Characteristics				Ordering Information			Dimensions	Curves
	Rated Current RMS-Amps	I <sup>2</sup> t (A <sup>2</sup> Sec)		Watts Loss	Part Number	Carton Qty.	Carton Weight (lbs)	Figure Number	BIF #
		Pre-arc	Clearing at 700V						
FWP 700V	5	1.6	10	1.5	FWP-5B	10	2.25	Fig. 1	35785316
	10	3.6	20	4	FWP-10B				
	15	10	75	5.5	FWP-15B				
	20	26	180	6	FWP-20B				
	25	44	340	7	FWP-25B				
	30	58	450	9	FWP-30B				
	35	34	160	12	FWP-35B	5	1.21		35785308
	40	76	320	12	FWP-40B				
	50	135	600	12	FWP-50B				
	60	210	950	15.5	FWP-60B				
	70	305	2000	18	FWP-70B				
	80	360	2400	21	FWP-80B				
	90	415	2700	25	FWP-90B	1	0.24	361	
	100	540	3500	27	FWP-100B				
	125	1800	7300	28	FWP-125A				
	150	2900	11700	32	FWP-150A		0.65		
	175	4200	16700	35	FWP-175A				
	200	5500	22000	43	FWP-200A				
	225	7700	31300	45	FWP-225A		1.17		
	250	10500	42500	48	FWP-250A				
	300	17600	71200	58	FWP-300A				
	350	23700	95600	65	FWP-350A		2.39		
	400	31000	125000	78	FWP-400A				
	450	36400	137000	94	FWP-450A				
500	45200	170000	107	FWP-500A	1.21				
600	66700	250000	122	FWP-600A					
700	54000	300000	125	FWP-700A					
800	78000	450000	140	FWP-800A	6.60	Fig. 2	35785308		
900	91500	530000	150	FWP-900A					
1000	120000	600000	170	FWP-1000A		Fig. 3			
1200	195000	1100000	190	FWP-1200A					

- Interrupting rating 200kA RMS Symmetrical.
  - Watts loss provided at rated current.
  - (700 Vdc/Interrupting rating 50kA) U.L. Recognition & CSA Component Acceptance on 5 through 100 & 700 through 800 amperes.
  - (700 Vdc/Interrupting rating 10kA) U.L. Recognition & CSA Component Acceptance on 125 through 600 amperes.
- 1 kg = 2.2 lbs 1 lb = 0.45 kg

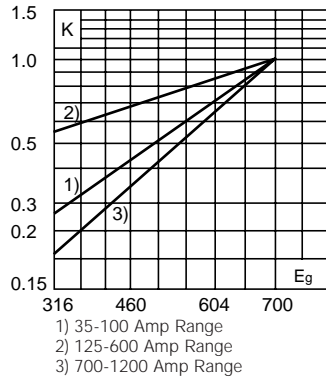
# FWP 700V 5-1200A



## Electrical Characteristics

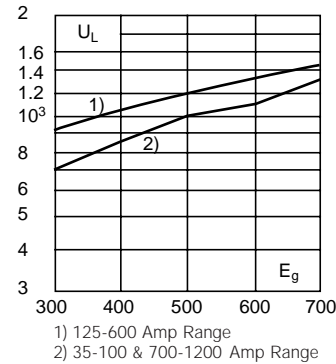
### Total Clearing I<sup>2</sup>t

The total clearing I<sup>2</sup>t at rated voltage and at power factor of 15% are given in the electrical characteristics. For other voltages, the clearing I<sup>2</sup>t is found by multiplying by correction factor, K, given as a function of applied working voltage, E<sub>g</sub>, (RMS).



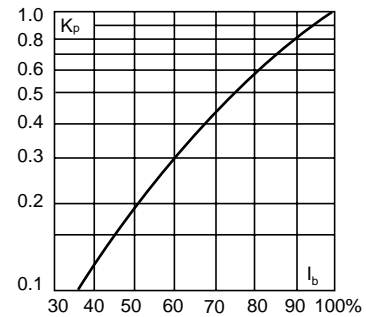
### Arc Voltage

This curve gives the peak arc voltage, U<sub>L</sub>, which may appear across the fuse during its operation as a function of the applied working voltage, E<sub>g</sub>, (RMS) at a power factor of 15%.



### Power Losses

Watts loss at rated current is given in the electrical characteristics. The curve allows the calculation of the power losses at load currents lower than the rated current. The correction factor, K<sub>p</sub>, is given as a function of the RMS load current, I<sub>b</sub>, in % of the rated current.



## Dimensions

Fig. 1: 5-800 Amp Range

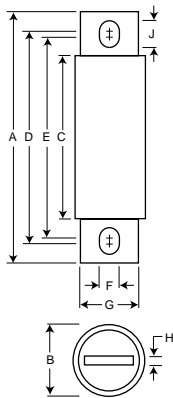


Fig. 2: 900-1000 Amp Range

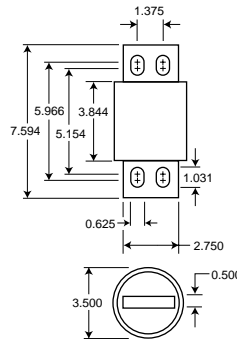
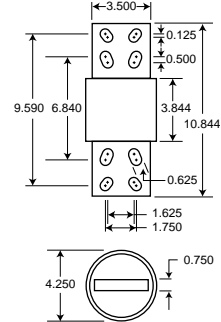


Fig. 3: 1200 Amp Range



Order #	Fig.	A	B	C	D	E	F	G	H	J
FWP-5B-30B	1	2.870	0.563	1.855	2.477	2.477	0.250	0.405	0.063	0.250
FWP-35B-60B	1	4.375	0.813	2.750	3.708	3.312	0.344	0.725	0.125	0.542
FWP-70B-100B	1	4.406	0.947	2.594	3.625	3.563	0.344	0.750	0.125	0.375
FWP-125A-200A	1	5.090	1.500	2.840	4.190	3.500	0.410	1.000	0.250	0.750
FWP-225A-400A	1	5.090	2.000	2.840	4.280	3.530	0.410	1.500	0.250	0.780
FWP-450A-600A	1	7.090	2.500	2.840	5.720	4.190	0.530	2.000	0.380	1.300
FWP-700A-800A	1	6.630	2.000	2.844	5.562	5.062	0.625	1.500	0.250	0.875
FWP-900A-1000A	2	See Drawing								
FWP-1200A	3	See Drawing								

Dimension in inches.  
1mm = 0.0394" 1" = 25.4mm

The only controlled copy of this BIF document is the electronic read-only version located on the Bussmann Network Drive. All other copies of this document are by definition uncontrolled. This bulletin is intended to clearly present comprehensive product data and provide technical information that will help the end user with design applications. Bussmann reserves the right, without notice, to change design or construction of any products and to discontinue or limit distribution of any products. Bussmann also reserves the right to change or update, without notice, any technical information contained in this bulletin. Once a product has been selected, it should be tested by the user in all possible applications.

# Mouser Electronics

Authorized Distributor

Click to View Pricing, Inventory, Delivery & Lifecycle Information:

## Cooper Bussmann:

[FWP-250A](#) [FWPQ-600A](#) [FWP-150A](#) [FWP-125A](#) [FWP-100A](#)

## Eaton:

[FWP-15B](#) [FWP-40B](#) [FWP-35B](#) [FWP-400A](#) [FWP-800A](#) [FWP-25B](#) [FWP-10B](#) [FWP-600A](#) [FWP-500A](#) [FWP-450A](#)  
[FWP-300A](#) [FWP-30B](#) [FWP-70B](#) [FWP-200A](#) [FWP-90B](#) [FWP-350A](#) [FWP-20B](#) [FWP-225A](#) [FWP-80B](#) [FWP-50B](#)  
[FWP-700A](#) [FWP-175A](#) [FWP-5B](#)