



FXP07.07.0100A

Specification

Part No.	FXP07.07.0100A
Product Name	Flexible PCB Penta Band GSM Antenna 100mm Ø1.13 cable IPEX connector
Feature	Very low profile Penta band GSM Adhesive tape for easy mounting RoHS compliant

1. Introduction

FXP07.07.0100A is a general version of stick-on flexible PCB. It is designed with 100mm 1.13mm coaxial cable and

the IPEX connector for easy installation. FXP07.07.0100A is ideal for initial test of FPCB type antenna.


2. Specification

Communication System	Penta-Band Cellular				
	AMPS	GSM	DCS	PCS	UMTS
Frequency (MHz)	824~896	880~960	1710~1880	1850~1990	1710~2170
Efficiency (ground plane)	82%	82%	29%	60%	49%
Efficiency (free space)	11%	12%	41%	32%	33%
Impedance	50Ω				
Radiation Pattern	Omni-directional				
Polarization	Linear				
FPCB	41.0 x 24.0mm				
Connector	IPEX				
Cable	Ø1.13				
Cable Length	100mm				
Adhesive Tape	3M 467				
Operation Temperature	-40°C~+85°C				
Storage Temperature	-40°C~+85°C				

3. Electrical Property

Test Setup

FXP.07 was design with a cell phone size ground plane (110 x 45 mm) so works the best with this ground plane. Tests were setup to demonstrate its RF properties with this ground plane, in free space and adhere to a plastic. Satimo SG64 3D-chamber is used for radiation and efficiency test with 5% tolerance.




FXP.07 with original ground plane

3. Electrical Property

Mounting instructions and ground-plane connection



Peel back 3m paper. On the underside of the antenna is automotive grade 3m adhesive (glue) for sticking the FXP.07 directly to plastic (e.g. housing). The antenna can be curved around housing but should not be folded sharply




Ground connection - this small square pad at the bottom of the FXP.07 can be seen when paper is removed.


This should be connected to extra ground or metal to increase efficiency (e.g. allow pad to touch the side of a PCB like the picture above).

This is the antenna trace or signal feed and should be allowed to be free from the PCB and allowed to exist in free area on non metal area (plastic housing)

3. Electrical Property



Free space antenna setup and Satimo SG64 3D-chamber.



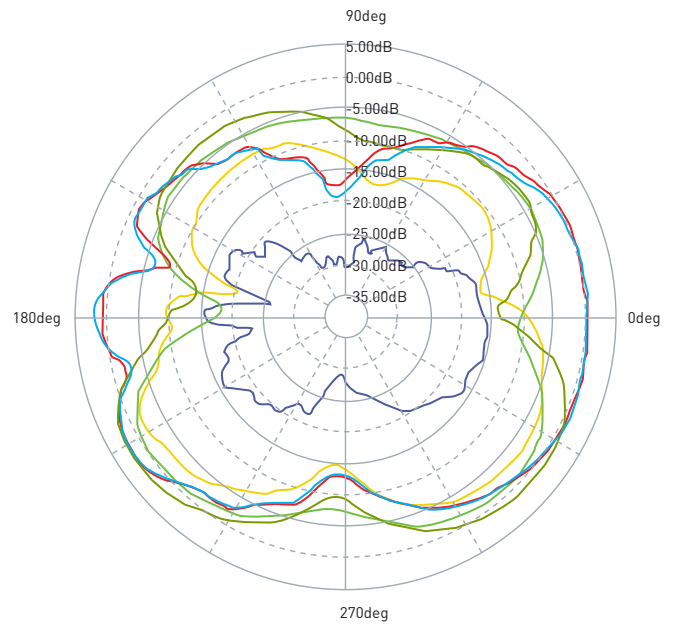
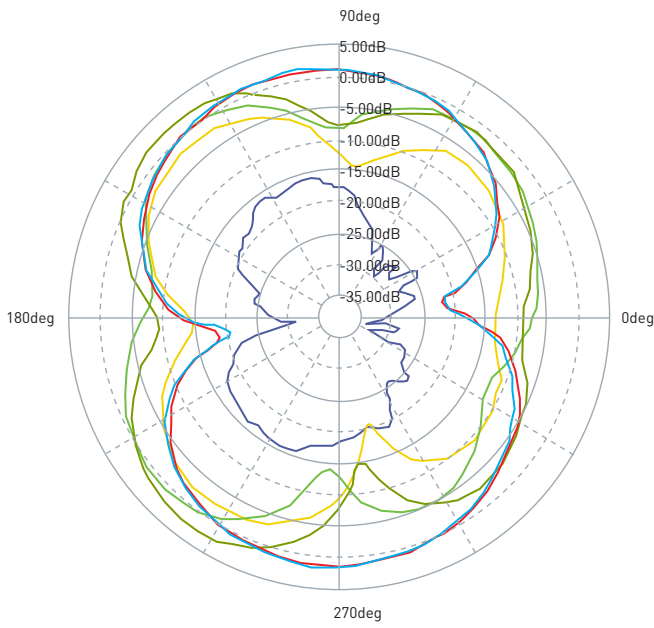
FXP.07 places on a plastic in the chamber.

Radiation Pattern

x-y plane

FXP-07 with ground plane

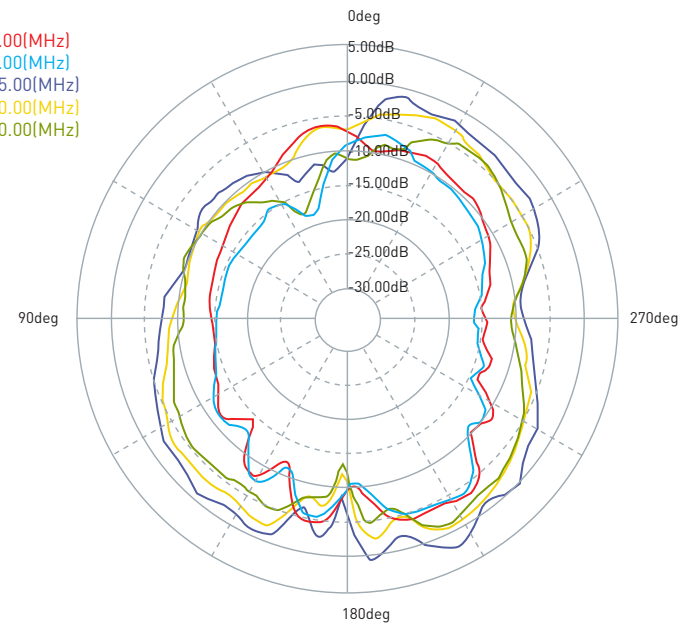
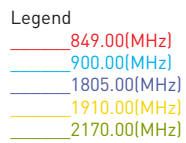
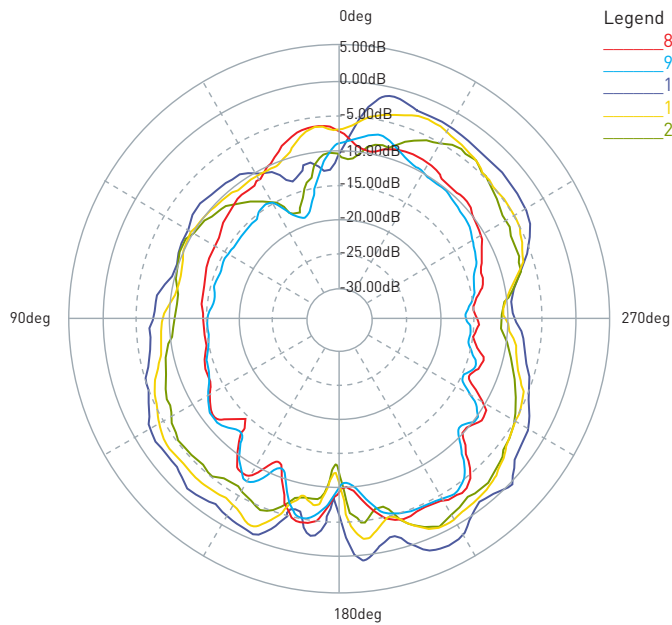
x-z plane



x-y plane

FXP-07 in free space

x-z plane

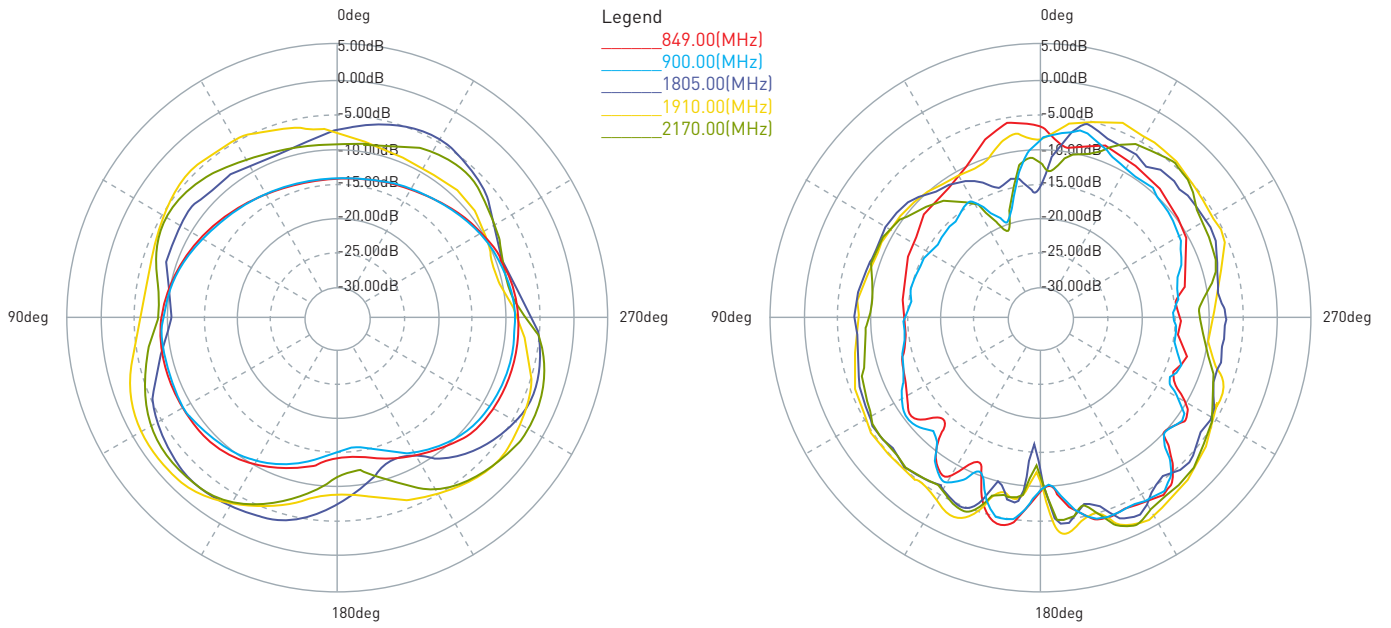


Radiation Pattern

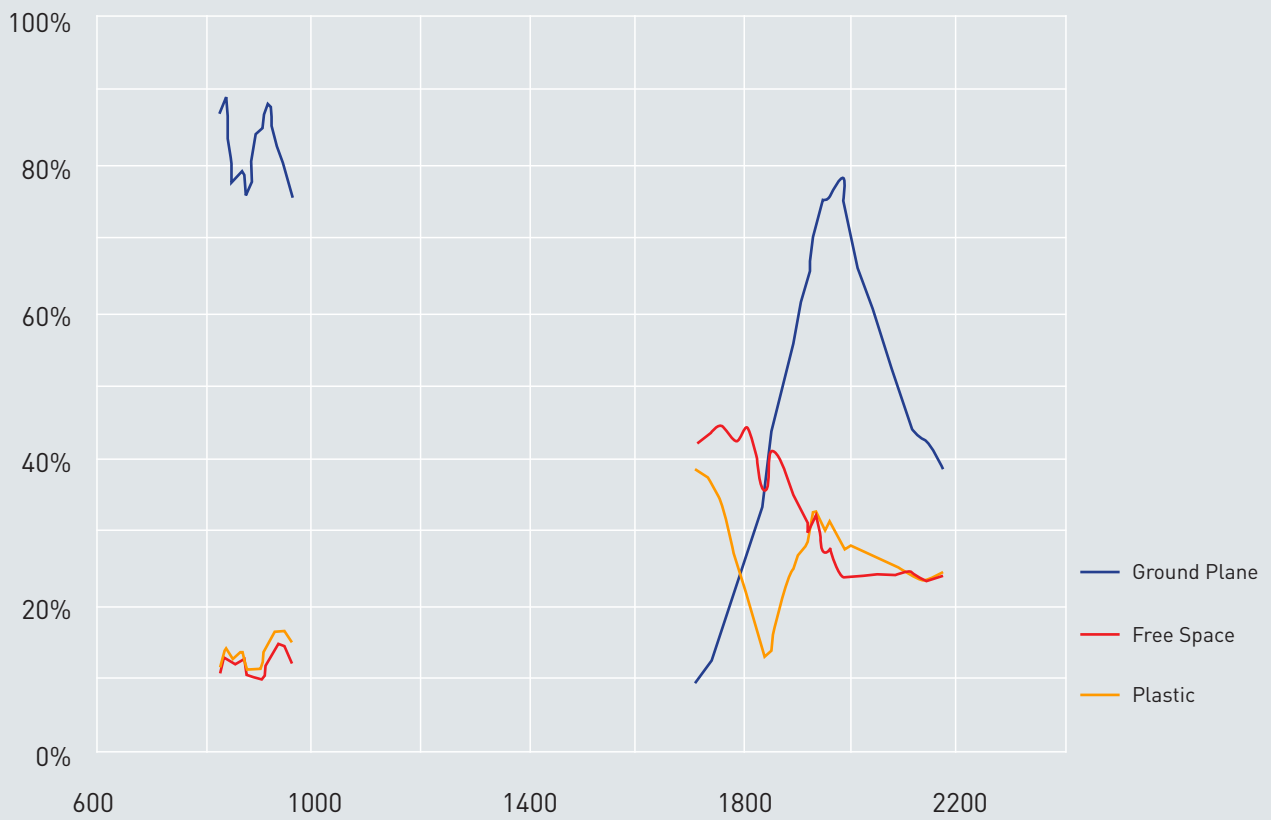
x-y plane

FXP-07 adhere on plastic

x-z plane

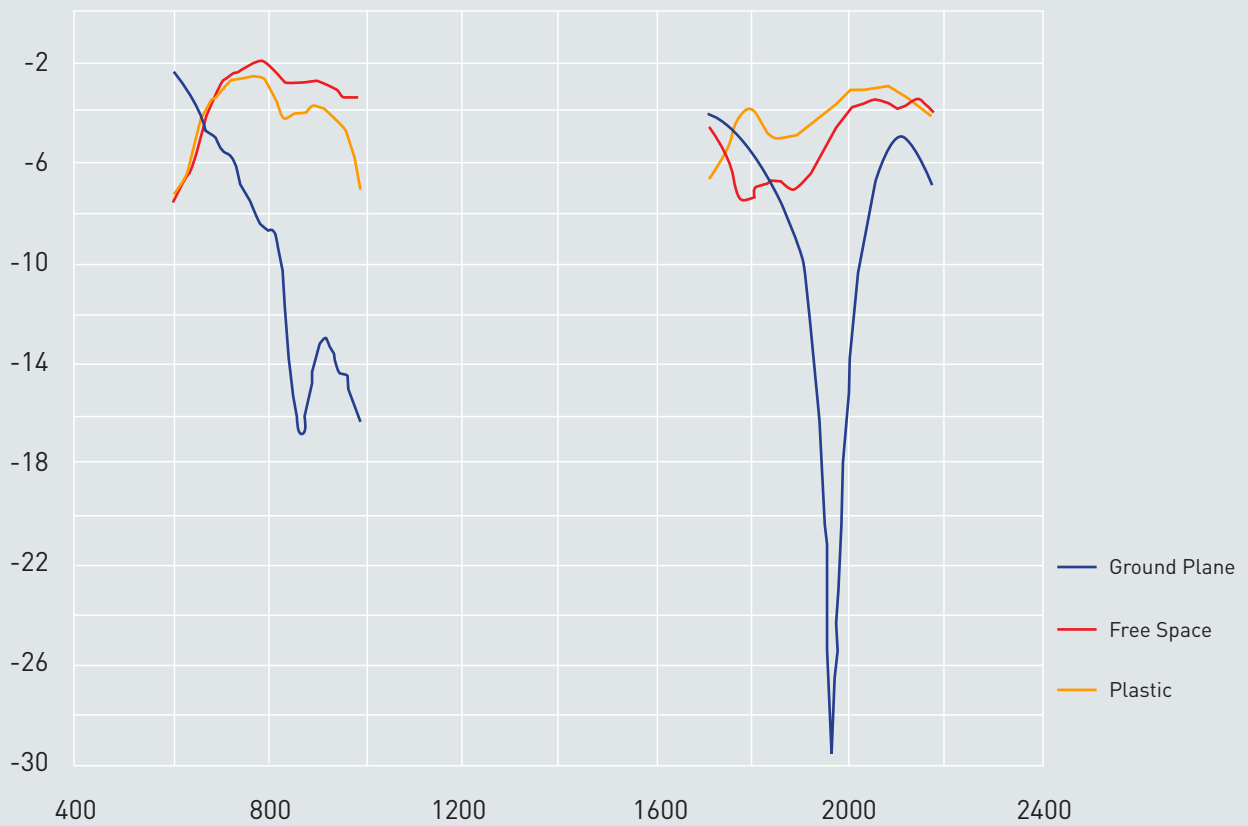


Efficiency



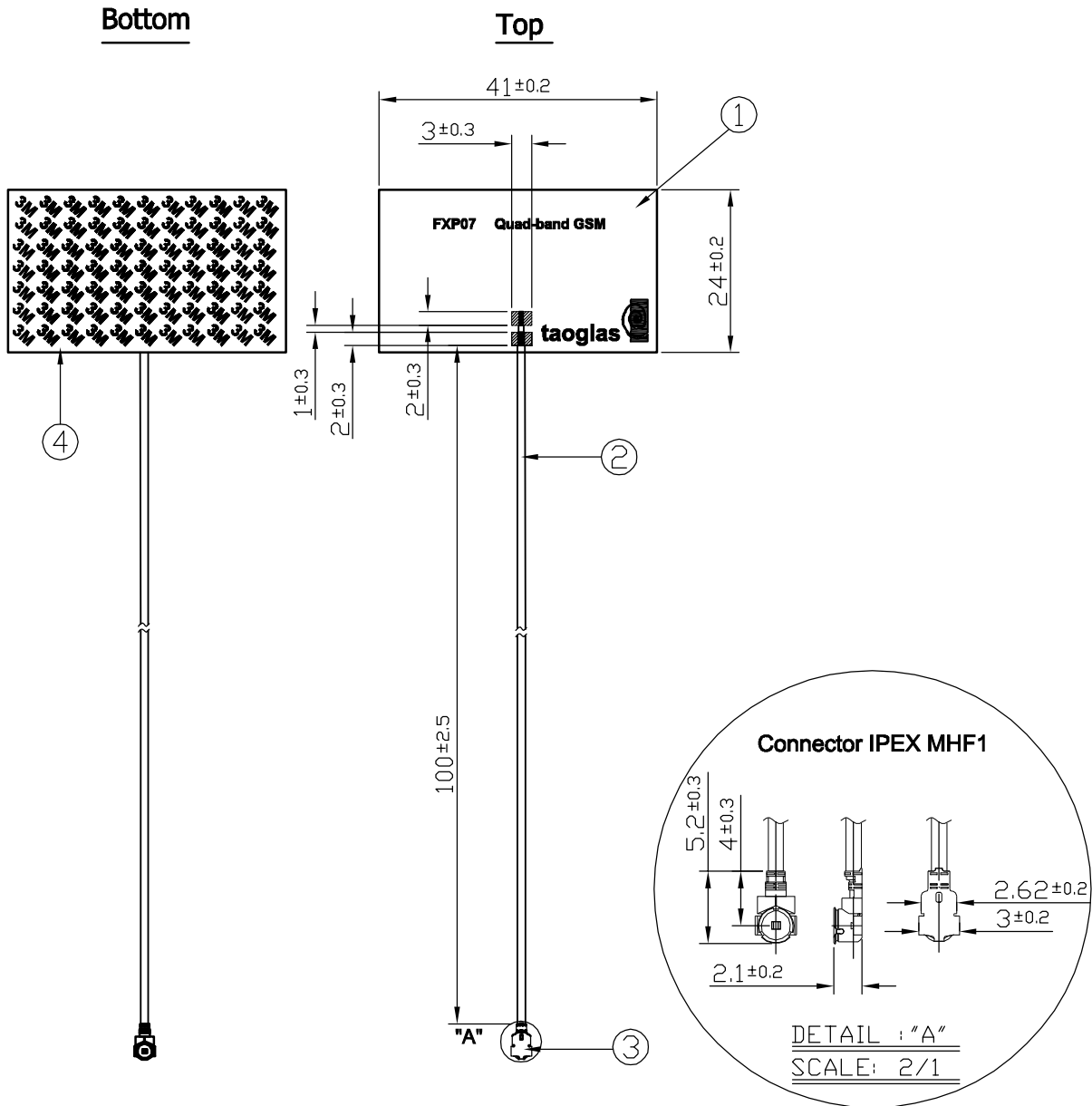
Miniature antennas couple to the ground plane for radiation so the efficiency of the antenna without a ground plane is largely degraded. These tests demonstrate the best performance (with the designed ground) and the worst performance (with no ground) possible of FXP.07. Adhere the antenna to a plastic changes the result, particularly in higher frequency bands.

Return Loss



Return loss result also indicates that FXP.07 needs to connect to a ground plane for proper operation.

4. Mechanical Drawing



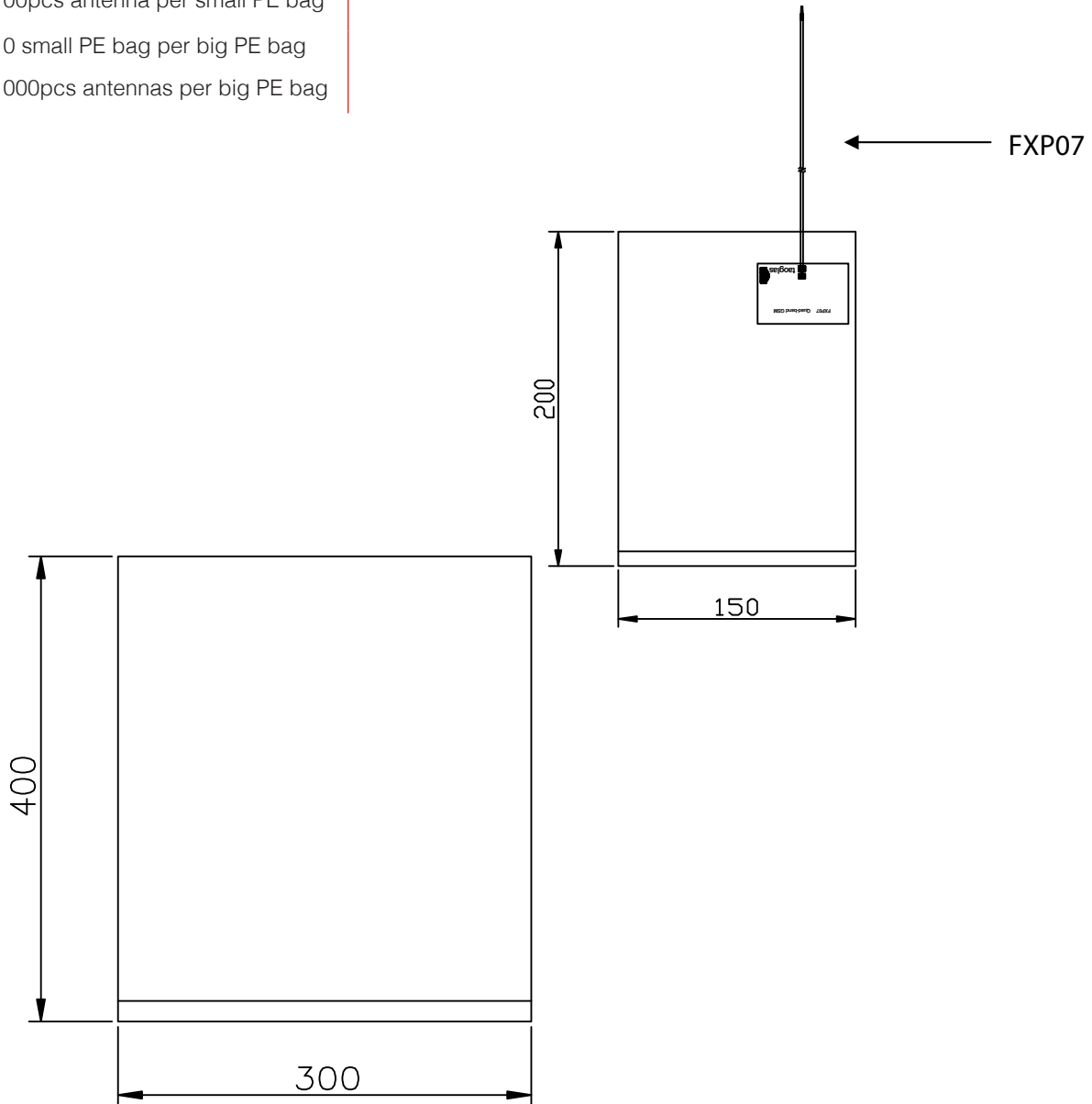
NOTES:

All material must be RoHS compliant.
Open/short QC, VSWR required.

	Name	Material	Finish	QTY
1	FXP07 PCB	FPCB 0.1t	Green	1
2	1.13 Coaxial Cable	FEP	White	1
3	IPEX MHF1	Brass	Gold	1
4	Double-Sided Adhesive	3M 467	Brown Liner	1

5. Packaging

- 100pcs antenna per small PE bag
- 10 small PE bag per big PE bag
- 1000pcs antennas per big PE bag



Taoglas makes no warranties based on the accuracy or completeness of the contents of this document and reserves the right to make changes to specifications and

product descriptions at any time without notice. Taoglas reserves all rights to this document and the information contained herein.

Reproduction, use or disclosure to third parties without express permission is strictly prohibited.
Copyright © Taoglas Ltd.

Mouser Electronics

Authorized Distributor

Click to View Pricing, Inventory, Delivery & Lifecycle Information:

[Taoglas:](#)

[FXP07.07.0100A](#)