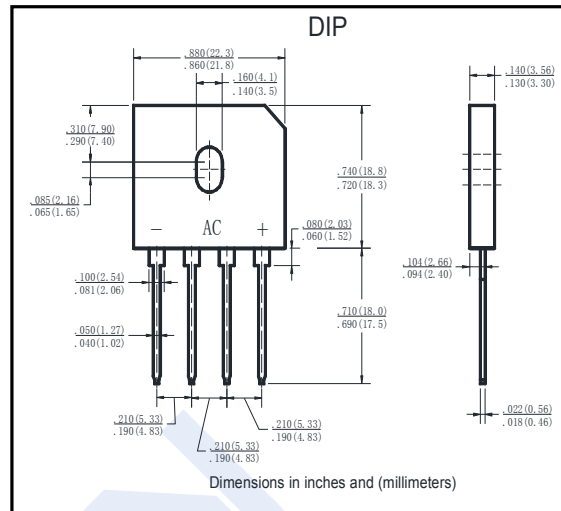


## Bridge Rectifier

### GBU10005 ~ GBU1010

#### ■ Features

- $I_o=10A$
- $V_{RRM}$  50V-1000V
- Glass passivated chip
- High surge forward current capability



#### ■ Absolute Maximum Ratings $T_a = 25^\circ\text{C}$

Item	Symbol	GBU10							Unit
		005	01	02	04	06	08	10	
Repetitive peak Reverse Voltage	$V_{RRM}$	50	100	200	400	600	800	1000	V
Dielectric Strength	$V_{dis}$	2							KV
Average Rectified Output Current 60Hz sine wave, R-load $T_a=80^\circ\text{C}$	$I_o$	3.6							A
		10							
Surge(Non-repetitive) Forward Current	$I_{FSM}$	200							
Current Squared Time 1ms $\leq t < 8.3$ ms Rating of per diode	$I^2t$	166							$A^2 S$
Thermal Resistance Junction to Ambient	$R_{thJA}$	25							$^\circ\text{C}/W$
Thermal Resistance Junction to Case	$R_{thJC}$	2.3							
Junction Temperature	$T_j$	150							$^\circ\text{C}$
Storage Temperature	$T_{stg}$	-55 to 150							

#### ■ Electrical Characteristics $T_a = 25^\circ\text{C}$

Parameter	Symbol	Test Conditions	GBU10	Min	Typ	Max	Unit
Reverse breakdown voltage	$V_R$	$I_R=100\mu A$	005	50			V
			01	100			
			02	200			
			04	400			
			06	600			
			08	800			
			10	1000			
Forward voltage	$V_{FM}$	$I_F=5A$				1.1	
Reverse voltage leakage current	$I_{RRM}$	$V_{RM}=V_{RRM} d$				10	$\mu A$

# Bridge Rectifier

## GBU10005 ~ GBU1010

■ Typical Characteristics

FIG1:  $I_o$ - $T_c$  Curve

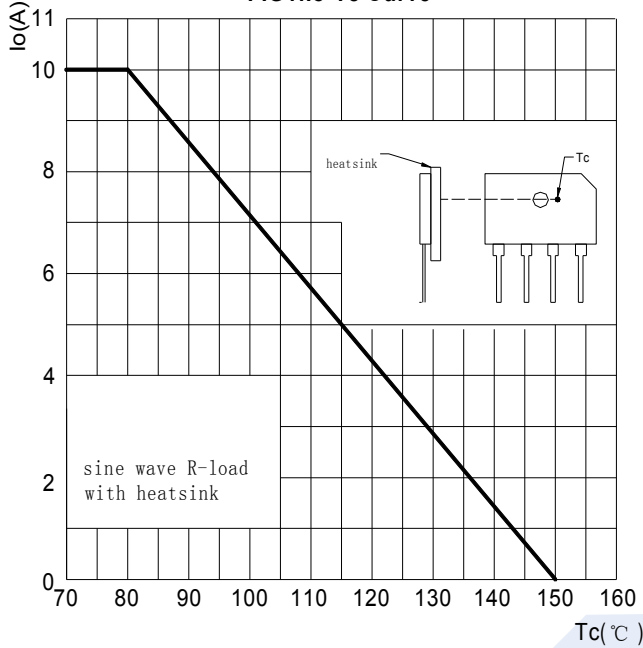


FIG2: Surge Forward Current Capacity

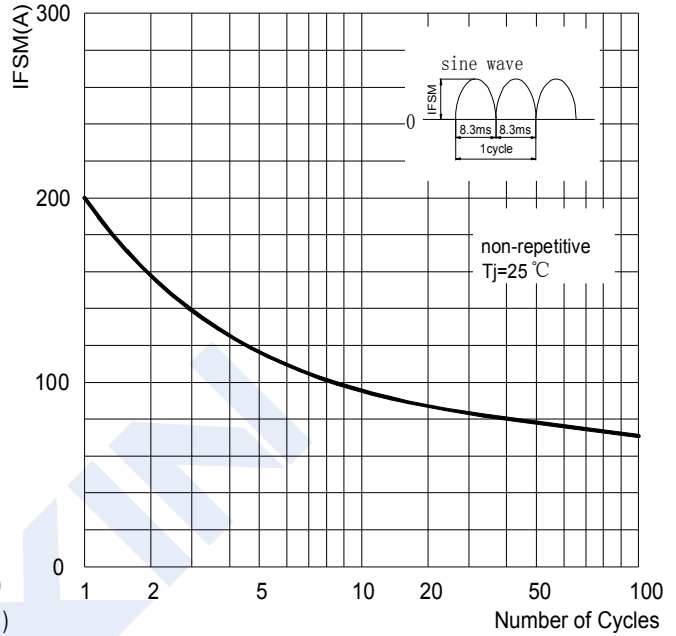


FIG3: Forward Voltage

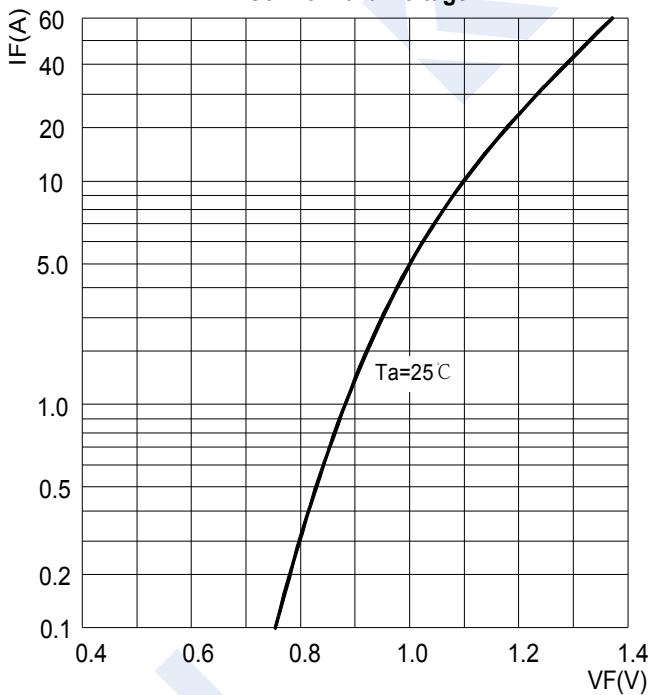


FIG4: Typical Reverse Characteristics

