THIS COPY IS PROVIDED ON A RESTRICTED BASIS AND IS NOT TO BE USED IN ANY WAY DETRIMENTAL TO THE INTERESTS OF PANDUIT CORP.

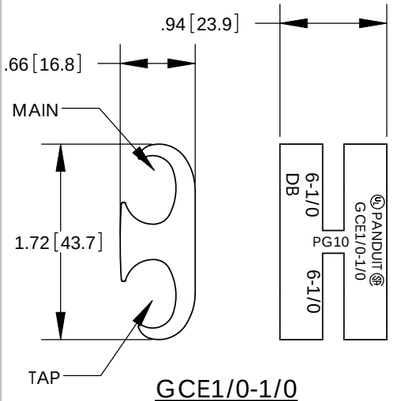

GCE1/0-1/0

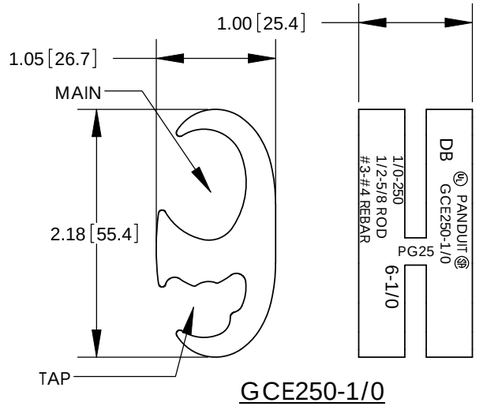

GCE250-1/0

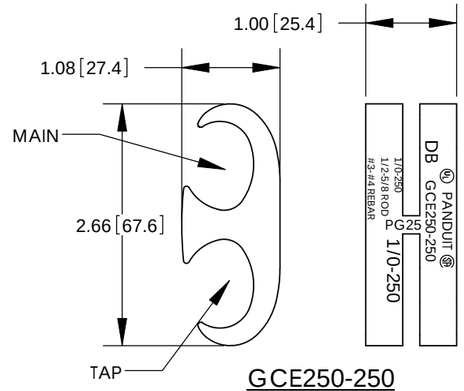

GCE250-250

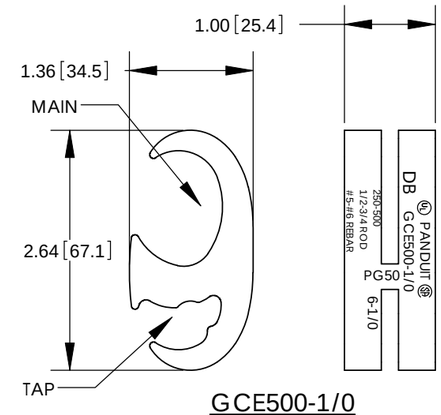

GCE500-1/0

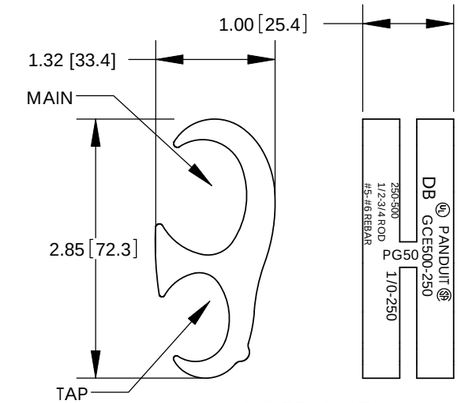

GCE500-250

PANDUIT PART NUMBER	MAIN - AWG [mm]			TAP - AWG [mm]	PANDUIT COLOR CODE	PANDUIT DIE INDEX NO.	STD. PKG QTY
	COPPER CABLE	GROUND ROD	REBAR	COPPER CABLE			
GCE1/0-1/0	#6 SOL - 1/0 STR. [16-50 SQ. mm]	N/A	N/A	#6 SOL - 1/0 STR [16-50 SQ mm]	RED	PG10	1
GCE250-1/0	1/0 STR. - 250 kcmil [70-120 SQ. mm]	1/2"-5/8" ROD [12.7-15.9 mm]	3/8"-1/2"; #3-#4 REBAR [9.5-12.7mm; #10M-#13M REBAR]	#6 SOL - 1/0 STR [16-50 SQ mm]	BLACK	PG25	1
GCE250-250	1/0 STR. - 250 kcmil [70-120 SQ. mm]	1/2"-5/8" ROD [12.7-15.9 mm]	3/8"-1/2"; #3-#4 REBAR [9.5-12.7mm; #10M-#13M REBAR]	1/0 STR - 250 kcmil [70-120 SQ mm]			
GCE500-1/0	250 - 500 kcmil [150-240 SQ. mm]	1/2"-3/4" ROD [12.7-19.1 mm]	5/8"-3/4"; #5-#6 REBAR [15.9-19.1mm; #16M-#19M REBAR]	#6 SOL - 1/0 STR [16-50 SQ mm]	BLUE	PG50	1
GCE500-250	250 - 500 kcmil [150-240 SQ. mm]	1/2"-3/4" ROD [12.7-19.1 mm]	5/8"-3/4"; #5-#6 REBAR [15.9-19.1mm; #16M-#19M REBAR]	1/0 STR - 250 kcmil [70-120 SQ mm]			

NOTES

1. DIMENSIONS IN PARENTHESIS ARE MILLIMETERS.
2. UL 467 LISTED AND CSA 22.2 CERTIFIED FOR GROUNDING & BONDING SUITABLE FOR DIRECT BURIAL IN EARTH OR CONCRETE WHEN CRIMPED WITH PANDUIT OR INDUSTRY STANDARD CRIMPING TOOLS & PANDUIT DIES.
3. ENHANCED CRIMP PROCESS WITH PATENTED TECHNOLOGY MEETS IEEE STD 837 - 2002.
4. PRE-APPLIED ANTIOXIDANT COMPOUND ENSURES A HIGH QUALITY MECHANICAL AND ELECTRICAL BOND, SPEEDING INSTALLATION.
5. CABLE TIES ARE PROVIDED WITH THE TAPS TO RETAIN WIRES IN POSITION DURING CRIMPING.

C UL US 467 LISTED

DB RATED

CSA CERTIFIED

REV	DATE	BY	CHK	DESCRIPTION	ECN	-R	SUP
02	12/10	JHNU	JHNU	ADDED AGENCY LOGOS	N10652AK-C41748	FLD	FLD
01	3/09	JHNU	RGB	REVISED VIEWS FOR GCE250-250 & GCE500-250 TO REFLECT REBAR MARKINGS, REMOVED * NOTE			
00	4/08	JHNU	RGB	DRAWING RELEASED			

PANDUIT CORP. TINLEY PARK, ILLINOIS

E-TAP GROUNDING CONNECTORS
CUSTOMER DRAWING

UNLESS OTHERWISE SPECIFIED DIMENSIONAL TOLERANCES ARE:
(.X) ± --- (.XXX) ± .005
(.XX) ± .03 ANGLES ± 1°

UNLESS OTHERWISE SPECIFIED, ALL DIMENSIONS ARE GIVEN IN INCHES, THIRD ANGLE PROJECTION

DRAWN BY JHNU
DATE 12/10
CHK'D
MAT'L: HIGH CONDUCTIVITY COPPER
SCALE NONE
DRAWING NO / CAD FILE C41748_02
DWG B SIZE

Mouser Electronics

Authorized Distributor

Click to View Pricing, Inventory, Delivery & Lifecycle Information:

Panduit:

GCE1/0-1/0 GCE250-250