
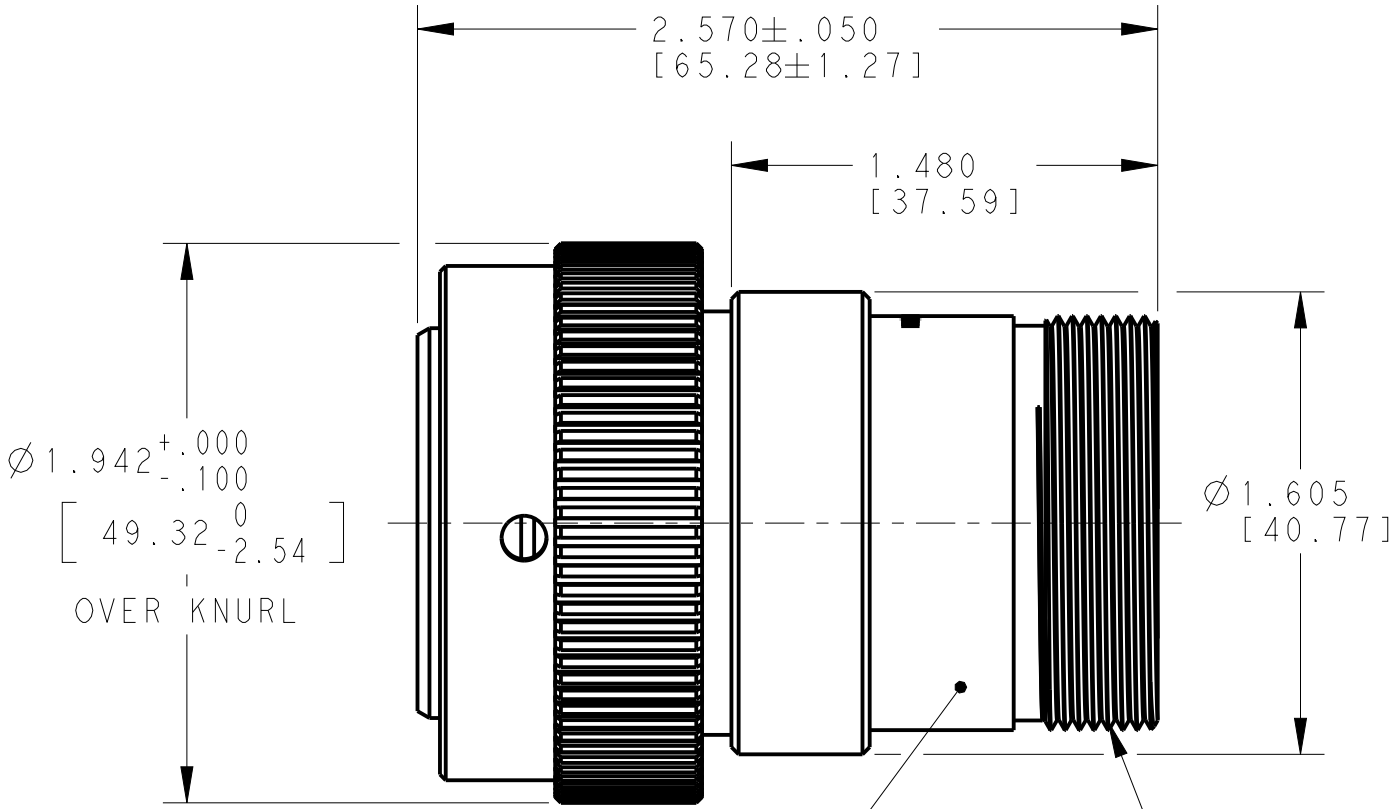
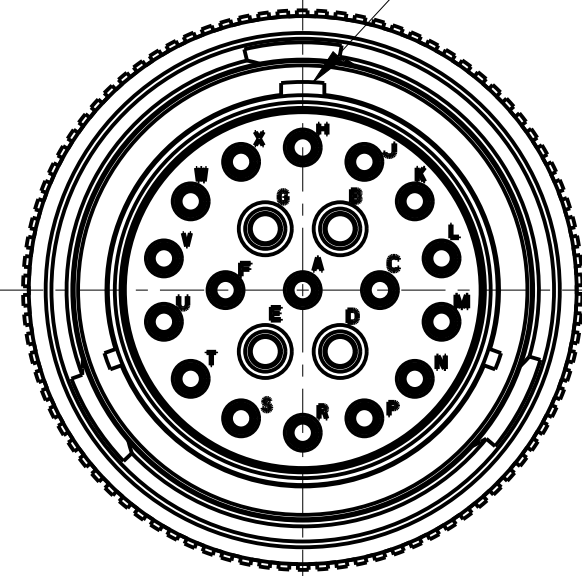


P	LTR	DESCRIPTION	DATE	DWN	APVD
	A	NEW RELEASE PER ECO-14-013992	06OCT2014	JA	DM



MAIN POLARIZING KEY



ADAPTOR 1.4375-18UNEF-2A

- 6 MATERIAL: SHELL, COUPLING RING AND ADAPTOR: ALUMINUM ALLOY 6061-T6, SEAL: SILICONE MQ.
5. FOR ARRANGEMENT OF CONTACT LOCATION SEE ENVELOPE DWG 0425-014-2400.
4. FOR CONNECTOR PERFORMANCE AND APPLICATION INFORMATION, SEE DRAWING NUMBER 0425-016-0000.
3. THIS CONNECTOR MATES WITH PART NO. HD34-24-XXS/PX-XXXX. XX= NUMBER OF CAVITIES, X= TYPE OF SEAL, XXXX= ALL MODIFICATION.
2. 21 PIN ARRANGEMENT SHOWN FOR REFERENCE ONLY.
1. CONSULT FACTORY FOR ELECTRICAL AND MATERIAL SPECIFICATIONS.

NOTES:

THIS DRAWING IS A CONTROLLED DOCUMENT.		DWN 06OCT2014 JAIME C. APOSTOL	TE Connectivity		
DIMENSIONS: INCHES[mm]		CHK 06OCT2014 ILINA GRANTCHAROVA			
		APVD 06OCT2014 DAVID MEYER	NAME PLUG CONNECTOR SIZE 24 BAYONET COUPLING -L005 MOD HD SERIES		
		PRODUCT SPEC N/A	SIZE A3		
TOLERANCES UNLESS OTHERWISE SPECIFIED: 0 PLC ± 1 PLC ± 2 PLC ± 3 PLC ±.025 [.63] 4 PLC ± ANGLES ±0°30'0"		APPLICATION SPEC N/A	CAGE CODE 4AFU8		
MATERIAL 6		FINISH N/A	DRAWING NO HD36-24-XXP/SX-L005		
		Customer Drawing	RESTRICTED TO -		
			SCALE 3:2 SHEET 1 OF 1 REV A		

Mouser Electronics

Authorized Distributor

Click to View Pricing, Inventory, Delivery & Lifecycle Information:

[TE Connectivity:](#)

[HD36-24-19SN-L005](#)