

HTZ180D Series

$I_{F(AV)} = 1.3 \text{ A}$
 $V_{RRM} = 35000 \text{ V}$

High Voltage Diode Rectifier Module

LARONTROL

Electronic Devices

Type Number	Repetitive Peak	Minimum Avalanche Voltage $V_{(BR)R}$
HTZ180D35K	35000	37400
HTZ180D30K	30000	33000
HTZ180D26K	26000	28600
HTZ180D22K	22000	24200

CIRCUIT DIAGRAM

Centre Tap

CURRENT RATINGS - AIR COOLED

$I_{F(AV)}$	Mean forward current	Half wave resistive load $T_{amb} = 35^{\circ}\text{C}$	1.3	A
I_F	Continuous (direct) forward current	$T_{amb} = 35^{\circ}\text{C}$	1.6	A
$R_{th(j-a)}$	Thermal resistance junction to ambient		4.7	$^{\circ}\text{C/W}$

CURRENT RATINGS - OIL COOLED

$I_{F(AV)}$	Mean forward current	Half wave resistive load $T_{oil} = 60^{\circ}\text{C}$	3.8	A
I_T	Continuous (direct) forward current	$T_{oil} = 60^{\circ}\text{C}$	4.5	A
$R_{th(j-o)}$	Thermal resistance junction to oil		1.1	$^{\circ}\text{C/W}$

SURGE RATINGS

I^2t	I^2t for fusing	10 ms half sine $T_{vj} = 150^{\circ}\text{C}$	50	A^2sec
I_{FSM}	Surge (non-repetitive) forward current	$T_{vj} = 150^{\circ}\text{C}$	100	A

TEMPERATURE AND FREQUENCY RATINGS

T_{vj}	Virtual junction temperature	Forward (conducting)	180	$^{\circ}\text{C}$
		Reverse (blocking)	180	$^{\circ}\text{C}$
T_{stg}	Storage temperature range		-40 to 100	$^{\circ}\text{C}$
f	Frequency range		20 to 400	Hz

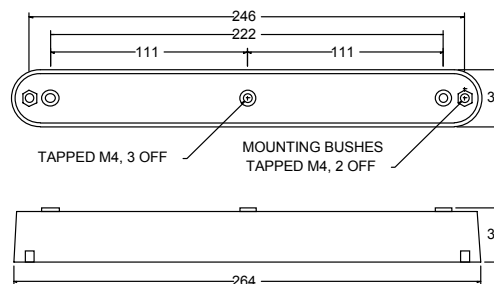
CHARACTERISTICS $T_{case} = 25^{\circ}\text{C}$ unless otherwise stated

V_{FM}	Forward voltage	At 2 Amps peak	max 22.0	V
I_{RM}	Peak reverse current	At V_{RRM} ; $T_{case} = 150^{\circ}\text{C}$	max 0.5	mA

Dimensioned Outlines

Dimensions shown are maximum in mm

Weight typ.: 0,50 Kg



IXYS reserves the right to change limits, test conditions and dimensions.

ZD Issue 1 June 1998

Distributed by
 USA
 3540 Bassett Street
 Santa Clara, CA 95054
 Phone: (408) 982-0700
 FAX: (408) 496-0670

EUROPE
 IXYS Semiconductor GmbH
 Lampertheim Germany
 Phone: +49.6206.503.0
 Fax: +49.6206.503.627

IXYS
 www.IXYS.net

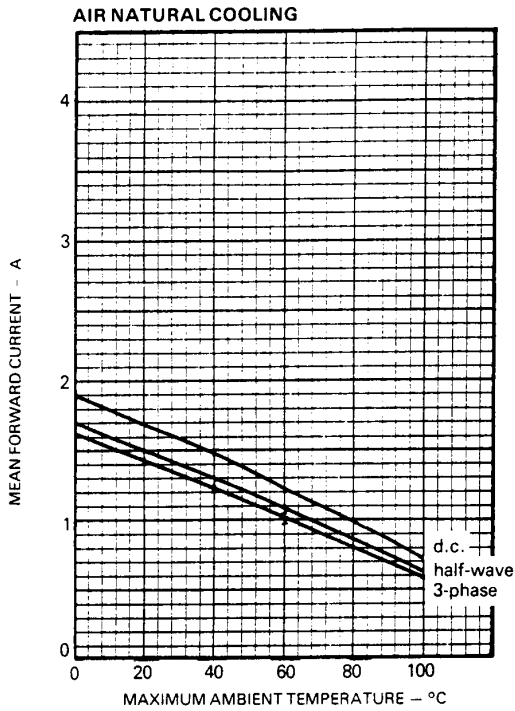
HTZ180D Series

$$I_{F(AV)} = 1.3 \text{ A}$$

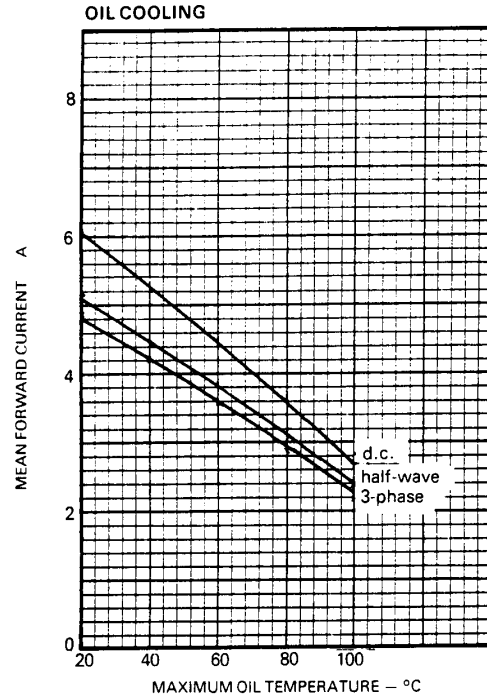
$$V_{RRM} = 35000 \text{ V}$$

High Voltage Diode Rectifier Module

LARONTROL Electronic Devices



DERATING CURVES



DERATING CURVES

