SPC TECHNOLOGY

ALL RIGHTS RESERVED. NO PORTION OF THIS PUBLICATION, WHETHER IN WHOLE OR IN PART CAN BE REPRODUCED WITHOUT THE EXPRESS WRITTEN CONSENT OF SPC TECHNOLOGY.

SPC-F005.DWG

REVISIONS

DOC. NO. SPC-F005 * Effective: 7/8/02 * DCP No: 1398

DCP #	REV	DESCRIPTION	DRAWN	DATE	CHECKD	DATE	APPRVD	DATE
2032	A	Released	JN	03/05/09	JWM	03/05/09	JWM	03/05/09

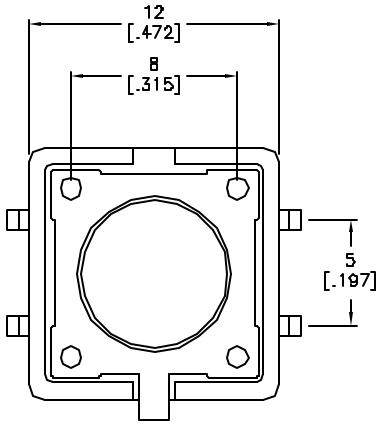

Circuit Diagram

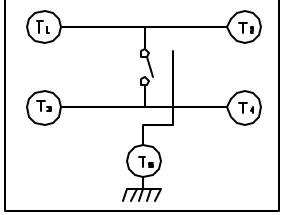

P.C.B Layout

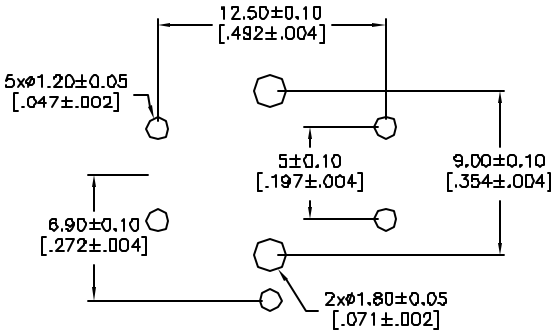

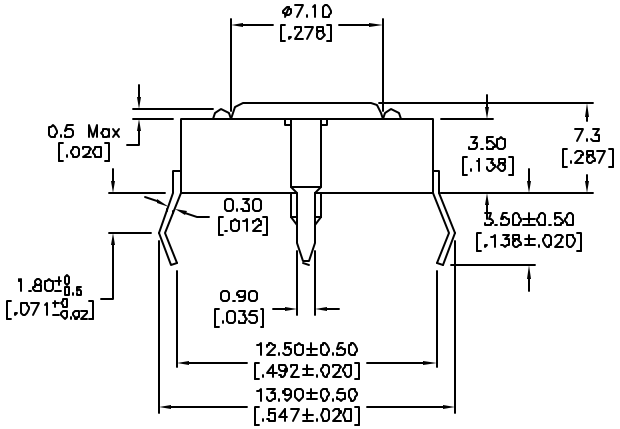

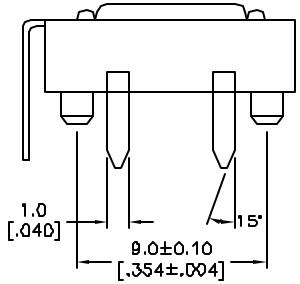

SPECIFICATION

RoHS Compliant

MECHANICAL

-Operation Force: See Table

-Stroke Strength: Max 3kgf vertical static load continuously for 15 sec.

-Stroke: (6x6) 0.25+0.2mm/-0.1mm

-Operation Temperature: -25°C to + 70°C

-Storage Temperature: -30°C to +80°C

ELECTRICAL

-Electrical Life: 1,000,000 cycles

-Rating: 50mA , 12 VDC

-Contact Resistance: 100m Ωmax.

-Insulation Resistance: 100M Ωmin. at 500VDC

-Dielectric Strength: 250VAC / 1 minute

-Contact Arrangement: SPST

MATERIALS

-COVER: Steel, Tin Plated

-BASE: UL94V-0 Nylon Thermoplastic

-STEM: UL94V-0 Nylon Thermoplastic

-CONTACT DISCO: Dome Stainless Steel

-TERMINAL: Brass with silver plating

Mfg. P/N	Operating Force	Color
MC32876	160gf	BROWN
MC32877	260gf	RED
MC32878	160gf	BROWN

DISCLAIMER:
ALL STATEMENTS AND TECHNICAL INFORMATION CONTAINED HEREIN ARE BASED UPON INFORMATION AND/OR TESTS WE BELIEVE TO BE ACCURATE AND RELIABLE. SINCE CONDITIONS OF USE ARE BEYOND OUR CONTROL, THE USER SHALL DETERMINE THE SUITABILITY OF THE PRODUCT FOR THE INTENDED USE AND ASSUME ALL RISK AND LIABILITY WHATSOEVER IN CONNECTION THEREWITH.

TOLERANCES:

UNLESS OTHERWISE SPECIFIED, DIMENSIONS ARE FOR REFERENCE PURPOSES ONLY.

DRAWN BY:	DATE:
Jason Nash	03/05/09
CHECKED BY:	DATE:
Jeff McVicker	03/05/09
APPROVED BY:	DATE:
Jeff McVicker	03/05/09

DRAWING TITLE: Tactile Switch

SIZE	DWG. NO.	ELECTRONIC FILE	REV
A	Ta-1093	Ta-1093.dwg	A

SCALE: NTS | U.O.M.: INCHES [mm] | SHEET: 1 OF 2