

FIXED

Our printed circuit board terminal blocks designed for fixed mounting offer high density, and maximum flexibility. Modular construction simplifies ordering and reduces inventory. Two- and 3-pole modules can be interlocked to create multipole assemblies. Altech can also supply ready-made assemblies tailored to your specification. Fixed-mount blocks are available with the economical tubular screw, box clamp or the screw-cage clamp and offer several wire entry options to facilitate wiring and increase accessibility.

PLUGGABLE

The two-piece, plug and header design of our "pluggable" terminal blocks speed and simplify board replacement and reduce costly downtime and misconnections. No special tools are required. Headers are soldered into the board and accept the plugs, which are easily removed for fast, convenient board or device replacement. Choose single- mold designs for maximum strength. Or choose modular designs which are assembled from 2 and 3 pole modules when you need maximum flexibility to meet changing requirements. Both are available in a variety of configurations. Headers are available in vertical, and horizontal, single or double-level, with closed or open ends.

We offer pluggables with either screw-cage clamp termination for heavy duty requirements or with tubular screw termination and open headers for cost sensitive applications. We also offer a card edge connector for a quick, reliable and inexpensive connection.

CONNECTION

Altech's printed circuit board terminal blocks give you a choice between tubular screw, box clamp and screw-cage clamp designs:

- When your application calls for the highest reliability and frequent wire terminations, the screw-cage clamp should be your choice. As the clamp is tightened, the nickel-plated cage rises, pressing the wire firmly against the busbar, ensuring solid connections every time. Standard color is green.
- In the tubular screw and box clamp design, tightening the screw presses the conductor directly against the bottom of the clamp. These systems are ideal for cost sensitive, lighter duty applications or applications with infrequent wire terminations. Wire protectors are standard. Standard color is black for tubular screw and green for box clamp.

PIN SPACING

Each clamp style is offered in metric and inch pin spacing. For your convenience, this catalog is organized by pin spacing. Fixed blocks are first, starting with the smallest pin spacing, then pluggable shown in each available spacing.

MATERIALS

All of our printed circuit board terminal blocks feature precision formed or machined metal parts which are electrolytically plated. Nickel or tin-plated brass cage clamps or tubes, wire protectors, and tin-plated solder pins satisfy the most demanding requirements. Housings are precision-molded from self-extinguishing polyamid 6.8 or glass-filled polyester providing excellent strength and temperature resistance.

MARKING


Altech offers marking to identify terminal inputs. Order Hot Stamp Imprinting for permanent marking of large quantities or custom marked terminals. Standard marking is consecutive numbers, left to right. This standard marking can be ordered by adding the imprint sequence to the part number as a suffix (i.e. MV-4612/1-12 would be a MV-4612 terminal block imprinted 1 through 12, left to right).

Custom imprints are also available, consult Altech for ordering information.





Fixed PCB Blocks

Pin Spacing: 5.08mm*
Orientation: Vertical
Clamp Type: Screw Cage
Design: Modular



MVSP-25

ELECTRICAL

	Current	Voltage	Wire Range
	15A ^①	300V	30-14AWG
	24A	450V	2.5mm ² Stranded 4.0mm ² Solid

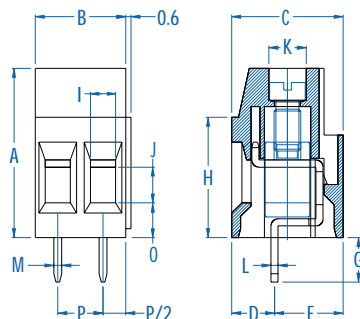
INSTALLATION DATA

Screw Size	M3	PCB Hole Size	1.5mm
Torque	0.5Nm (4.5 lbf-in.)	Stripping Lgth.	9.5mm

MATERIAL

Body	PA6.8	Screw	Galvanized Steel
Flammability Class	UL94V-0	Terminal	Tin-Plated Brass
Temperature Limit	105°C UL 125°C IEC	Clamp	Nickel-plated Brass
Color	Green		

No. Poles	Cat. #	Length (B) (mm)	Std. Pk.
2	MVSP-252	10.2	100
3	MVSP-253	15.2	100
4	MVSP-254	20.3	50
5	MVSP-255	25.4	50
6	MVSP-256	30.5	50
7	MVSP-257	35.6	50
8	MVSP-258	40.6	50
9	MVSP-259	45.7	50
10	MVSP-2510	50.8	50
11	MVSP-2511	55.9	50
12	MVSP-2512	61.0	50
13	MVSP-2513	66.0	20
14	MVSP-2514	71.1	20
15	MVSP-2515	76.2	20
16	MVSP-2516	81.3	20
17	MVSP-2517	86.4	20
18	MVSP-2518	91.4	20
19	MVSP-2519	96.5	20
20	MVSP-2520	101.6	20
21	MVSP-2521	106.7	20
22	MVSP-2522	111.8	20
23	MVSP-2523	116.8	20
24	MVSP-2524	121.9	20



Dimensions

A	19.00 mm	I	2.80 mm
B	10.16 mm	J	4.00 mm
C	12.50 mm	K	Ø4.00 mm
D	4.80 mm	L	0.80 mm
E	7.70 mm	M	1.00 mm
F	—	N	—
G	5.00 mm	O	3.90 mm
H	13.50 mm	P	5.08 mm

* Also available in 10.16mm pin spacing.



① 18A Factory Wiring - UL

Pin Spacing: 5.08mm
Orientation: Horizontal
Clamp Type: Screw Cage
Design: Modular



MH-25

ELECTRICAL

	Current	Voltage	Wire Range
	15A ^①	300V	30-14AWG
	16A	450V	2.5mm ² Stranded 4.0mm ² Solid

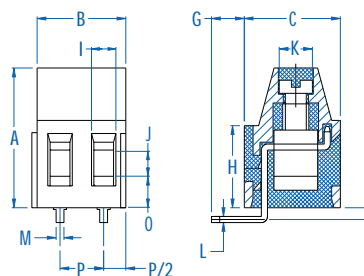
INSTALLATION DATA

Screw Size	M3	PCB Hole Size	1.3mm
Torque	0.5Nm (4.5 lbf-in.)	Stripping Lgth.	8.3mm

MATERIAL

Body	PA6.8	Screw	Galvanized Steel
Flammability Class	UL94V-0	Terminal	Tin-Plated Brass
Temperature Limit	105°C UL 125°C IEC	Clamp	Nickel-plated Brass
Color	Green		

No. Poles	Cat. #	Length (B) (mm)	Std. Pk.
2	MH-252	10.2	100
3	MH-253	15.2	100
4	MH-254	20.3	50
5	MH-255	25.4	50
6	MH-256	30.5	50
7	MH-257	35.6	50
8	MH-258	40.6	50
9	MH-259	45.7	50
10	MH-2510	50.8	50
11	MH-2511	55.9	50
12	MH-2512	61.0	50
13	MH-2513	66.0	20
14	MH-2514	71.1	20
15	MH-2515	76.2	20
16	MH-2516	81.3	20
17	MH-2517	86.4	20
18	MH-2518	91.4	20
19	MH-2519	96.5	20
20	MH-2520	101.6	20
21	MH-2521	106.7	20
22	MH-2522	111.8	20
23	MH-2523	116.8	20
24	MH-2524	121.9	20



Dimensions

A	16.00 mm	I	2.80 mm
B	10.16 mm	J	2.80 mm
C	11.00 mm	K	Ø3.80 mm
D	2.00 mm	L	0.70 mm
E	—	M	0.90 mm
F	—	N	—
G	3.60 mm	O	3.60 mm
H	9.40 mm	P	5.08 mm

① 16A Factory Wiring - UL