版数 REV.	年月日 DATE	DON NO.	変更内容 DESCRIPTION	製図 DR.	担当 CHK.	承認 APPD.	承認 APPD.
2	10.Feb.2006	059307	CORRECTION OF ERROR IN WRITTING	E.MURANO	Y.YAHIRO	—	K.Hirotsu

図面番号(DRAWING NO.) 8J100129

DESIGNATION

MM50-200B＊－＊E

- SERIES PREFIX シリーズ名
- NO. OF CONTACTS 芯数
- SOCKET TYPE ソケットタイプ B:LATCH TYPE SMT
- KEYING TYPE(DETAIL A) キイタイプ 2:TYPE B(1.8V) 1:TYPE A(2.5V)
- CONTACT FINISH 接点仕上げ 1:Au(0.1μm MIN) OVER Ni 2:Au(0.3μm MIN) OVER Ni
- 錫または錫合金(無鉛) (LEAD FREE)TIN/TIN ALLOY

TABLE2

CONTACT FINISH

PARTS NAME	CONTACT AREA	SOLDERING AREA
MM50-200B＊-1E	Au(0.1μm Min.) OVER Ni	GOLD FLASH OVER Ni
MM50-200B＊-2E	Au(0.3μm Min.) OVER Ni	GOLD FLASH OVER Ni

TABLE3

DISCRIMINATION MARK

PARTS NAME	VOLTAGE MARK	ABRIDGED PART NUMBER
MM50-200B1-＊E	2.5V	＊E
MM50-200B2-＊E	1.8V	2－＊E

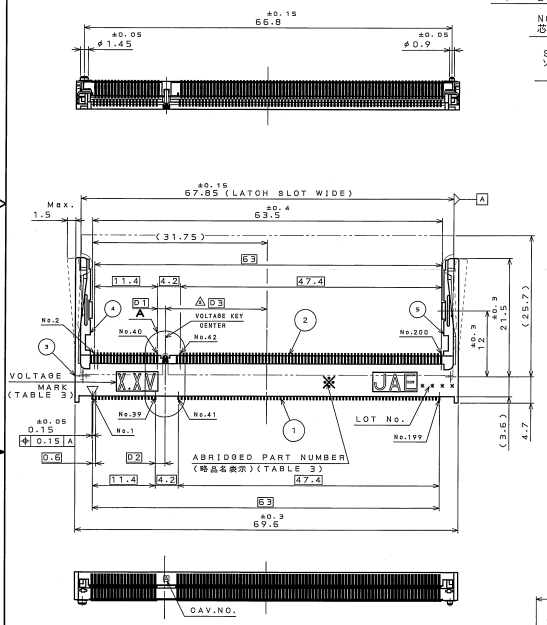

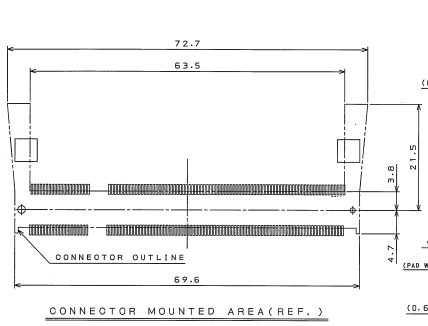

CONNECTOR MOUNTED AREA(REF.)

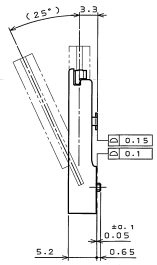

DETAIL A (SCALE 5:1) (REF.TABLE1)

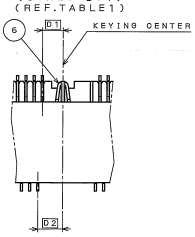

APPLICABLE P.C.B. DIMENSION(REF.) 適合基板寸法(参考)

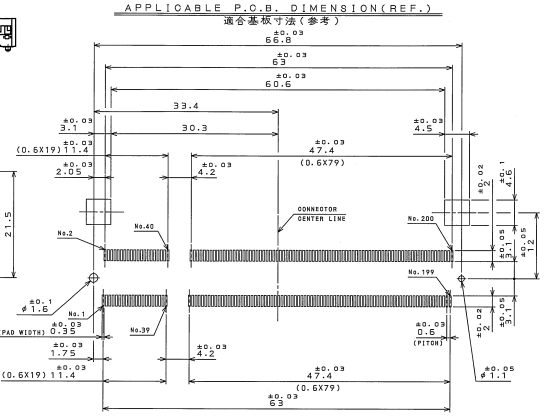

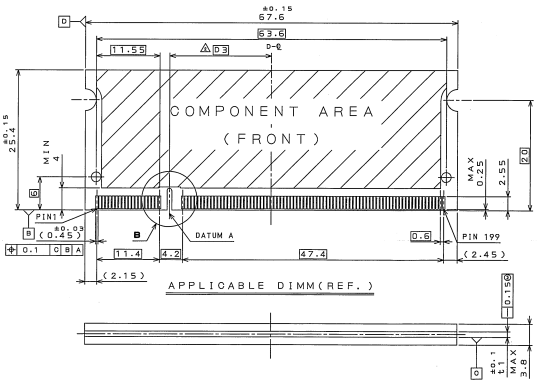

APPLICABLE DIMM(REF.)

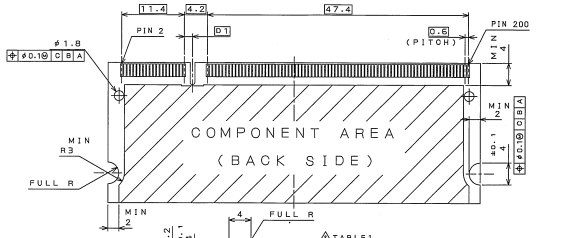

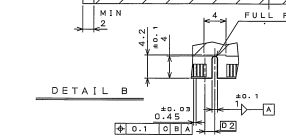

DETAIL B

TABLE1

MECHANICAL KEYING

POWER SPPLY	D1	D2	D3
2.5V(TYPE A)	1.5	1.8	18.45
1.8V(TYPE B)	2.4	2.7	17.55

符号 NO.	名称 DESCRIPTION	個数 QTY.	材料 MATERIAL	仕上 FINISH	備考 REMARKS
6	KEY	1	STAINLESS	—	—
5	HOLD DOWN 2	1	PHOSPHOR BRONZE	TIN PLATING	—
4	HOLD DOWN 1	1	PHOSPHOR BRONZE	TIN PLATING	—
3	INSULATOR	1	GLASS FILLED LCP	—	UL94 V-0 COLOR WHITE
2	BOTTOM SIDE CONTACT	100	PHOSPHOR BRONZE	SEE TABLE 2	—
1	TOP SIDE CONTACT	100	PHOSPHOR BRONZE	SEE TABLE 2	—

仕様書(SPECIFICATION) JAOS-1655-01

一般公差(GENERAL TOLERANCE)

寸法(DIMENSION)	角度(ANGLES)
. ±0.8	X° ±
.X ±0.4	X°X' ±
.XX ±0.1	
.XXX ±	

年月日(ORIGINAL DATE)	24.Oct.2003	
製図 DR.		
検図 CHK.	R.KATOU	
承認 APPD.	Y.YAHIRO	
承認 APPD.	S.KASHIWAGI	

尺度(SCALE) 2:1 シリーズ(SERIES) MM50

名称(TITLE) MM50 -200B＊－＊E

質量(MASS)

日本航空電子工業株式会社 JAPAN AVIATION ELECTRONICS INDUSTRY, LTD.

図面番号(DRAWING NO.) 8J100129 版数(REV.) 2 SIZE A2

LEAD FREE この製品は鉛フリー品です

JAE CONNECTOR DIV. PROPRIETARY.
COPYRIGHT (C) 2003, JAPAN AVIATION ELECTRONICS INDUSTRY, LTD.

Downloaded from Elcodis.com electronic components distributor