

## 6 Pin DIP Type

Part Number*	Pin Connection	Features	Absolute Maximum Ratings			Electrical Characteristics		Fax Document Number	
			BV (Vr.m.s.)	If (mA)	Ic (mA)	CTR (%)	tr, tf (μs)		
PS2601 PS2601L		high isolation voltage high V <sub>CEO</sub> (80 V: MIN) single Tr.	5 k	80	50	80 to 600	3, 5 (RL = 100 Ω)	814	
PS2602 PS2602L									
PS2603 PS2603L		high isolation voltage high CTR Darlington Tr.			200	200 to 3400	100, 100 (RL = 100 Ω)		815
PS2604 PS2604L									
PS2605 PS2605L		high isolation voltage AC input high V <sub>CEO</sub> (80 V: MIN) single Tr.		± 80	50	80 to 600	3, 5 (RL = 100 Ω)	816	
PS2606 PS2606L									
PS2607 PS2607L		high isolation voltage AC input high CTR Darlington Tr.		200	200 to 3400	100, 100 (RL = 100 Ω)	817		
PS2608 PS2608L									
PS2621 PS2621L		high isolation voltage large forward current input single Tr.		150	50	20 to 50	3, 5 (RL = 100 Ω)	818	
PS2622 PS2622L									
PS2625 PS2625L		high isolation voltage large forward current input AC input single Tr.	± 150				819		
PS2626 PS2626L									
PS2633 PS2633L		high isolation voltage high V <sub>CEO</sub> (300V:MIN) high CTR Darlington Tr.	80	150	1000 to 15000	100, 100 (RL = 100 Ω)	820		
PS2634 PS2634L									

\* "L" suffix designates lead bending type for surface mount applications.

6 Pin DIP Type *continued*

Part Number*	Pin Connection	Features	Absolute Maximum Ratings			Electrical Characteristics		Fax Document Number
			BV (Vr.m.s.)	IF (mA)	Ic (mA)	CTR (%)	tr, tf (μs)	
PS2651 PS2651L2		VDE0884 (Option) high isolation voltage high V <sub>CEO</sub> (80 V: MIN)	5 k	80	50	80 to 400	3, 5 (RL = 100 Ω)	821
PS2652 PS2652L2		single Tr., BSI, SEMKO NEMKO, DEMKO SETI recognized						
PS2653 PS2653L2		VDE0884 (Option) high isolation voltage high CTR			200	200 to 3400	100, 100 (RL = 100 Ω)	
PS2654 PS2654L2		Darlington Tr. BSI, SEMKO, NEMKO, DEMKO, SETI recognized						

\* "L2" suffix designates lead bending type for surface mount applications.


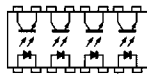

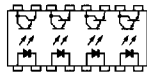

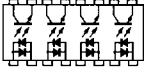

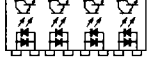
SOP Type (Pin pitch 2.54 mm)

Part Number	Pin Connection	Features	Absolute Maximum Ratings			Electrical Characteristics		Fax Document Number
			BV (Vr.m.s.)	IF (mA)	Ic (mA)	CTR (%)	tr, tf (μs)	
PS2701-1		SOP type single Tr. 2, 4 are multi-channel type	2.5 k	50	80	50 to 300	3, 5 (RL = 100 Ω)	823
PS2701-2								
PS2701-4								
PS2702-1		SOP type Darlington Tr. 2, 4 are multi-channel type			200	200 to 3400	200, 200 (RL = 100 Ω)	
PS2702-2								
PS2702-4					160			
PS2703-1		SOP type single Tr. high V <sub>CEO</sub> (120 V: MIN) 2, 4 are multi-channel type			30	50 to 400	10, 10 (RL = 1 k Ω)	
PS2703-2								
PS2703-4								

**SOP Type** (Pin pitch 2.54 mm)

Part Number	Pin Connection	Features	Absolute Maximum Ratings			Electrical Characteristics		Fax Document Number	
			BV (Vr.m.s.)	If (mA)	Ic (mA)	CTR (%)	tr, tf (μs)		
PS2705-1		SOP type single Tr. AC input type 2, 4 are multi-channel type	2.5 k	± 50	80	50 to 300	3, 5 (RL = 100 Ω)	826	
PS2705-2									
PS2705-4									
PS2706-1		SOP type Darlington Tr. AC input type 2, 4 are multi-channel type			200	160	200 to 3400	200, 200 (RL = 100 Ω)	827
PS2706-2									
PS2706-4									
PS2707-1		SOP type single Tr. AC input type high V <sub>CEO</sub> (120 V: MIN) 2, 4 are multi-channel type			30	50 to 400	50 to 400	10, 10 (RL = 1 k Ω)	828
PS2707-2									
PS2707-4									
PS2732-1		SOP type Darlington Tr. high V <sub>CEO</sub> (300 V: MIN)			200	50	1500 to 6500	200, 200 (RL = 1 k Ω)	829
PS2732-2									
PS2732-4									
PS2733-1		SOP type Darlington Tr. high V <sub>CEO</sub> (350 V: MIN)	200	160	1500 to 6500	200, 200 (RL = 1 k Ω)	829		
PS2733-2									
PS2733-4									

**SOP Type** (Pin pitch 1.27 mm)

Part Number*	Pin Connection	Features	Absolute Maximum Ratings			Electrical Characteristics		Fax Document Number	
			BV (Vr.m.s.)	IF (mA)	Ic (mA)	CTR (%)	tr, tf (μs)		
PS2801-1*		1.27 mm pitch DC input type single Tr.	2.5 k	50	50	80 to 600	3, 5 (RL = 100 Ω)	831	
PS2801-4									
PS2802-1*		1.27 mm pitch DC input type Darlington Tr.			90	200 to 3400	200, 200 (RL = 100 Ω)		832
PS2802-4									
PS2805-1*		1.27 mm pitch AC input type single Tr.		± 50	50	80 to 600	3, 5 (RL = 100 Ω)	833	
PS2805-4									
PS2806-1*		1.27 mm pitch AC input type Darlington Tr.			90	200 to 3400	200, 200 (RL = 100 Ω)	834	
PS2806-4									

\* Order Acceptable Products