Multilayer Chip Ferrite Bead – SZ-C Series

Operating Temp. : -55℃~+125℃



FEATURES

- Internal silver printed layers and magnetic shielded structures to minimize crosstalk
- It has sharp impedance characteristics at desirable frequency and does not affect the signal frequency
- Smaller DC resistance and larger rate current than SZ series

APPLICATIONS

- Noise suppression for high speed signal of electric equipments such as computers and peripheral devices, DVD cameras, LCD TVs, communication equipments, OA equipments, etc.

PRODUCT IDENTIFICATION

SZ	1608	G	121	C	T	F
①	②	③	④	⑤	⑥	⑦

①

Type	
SZ	Chip Ferrite Bead For High Speed

②

External Dimensions (L×W) (mm)	
1005 [0402]	1.0×0.5
1608 [0603]	1.6×0.8

③

Material Code
G, K

④

Nominal Impedance	
Example	Nominal Value
600	60Ω
121	120Ω

⑤

Feature Code
C

⑥

Packing	
T	Tape & Reel

⑦

Hazardous Substance Free Products
F

SHAPE AND DIMENSIONS

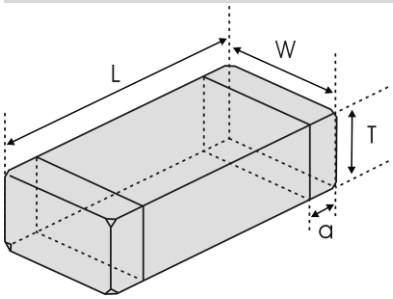

Unit: mm [inch]

Type	L	W	T	a
SZ1005 [0402]	1.0±0.15 [.039±.006]	0.5±0.15 [.020±.006]	0.5±0.15 [.020±.006]	0.25±0.1 [.010±.004]
SZ1608 [0603]	1.6±0.15 [.063±.006]	0.8±0.15 [.031±.006]	0.8±0.15 [.031±.006]	0.3±0.2 [.012±.008]

Sunlord Industrial Park, Dafuyuan Industrial Zone, Guanlan, Shenzhen, China 518110 **Tel**: 0086-755-29832660 **Fax**: 0086-755-82269029 **E-Mail**: sunlord@sunlordinc.com

SPECIFICATIONS

SZ1005-C TYPE

Part Number	Impedance	Z Test Frequency	Max. DC Resistance	Max. Rated Current	Thickness
Units	Ω	MHz	Ω	mA	mm [inch]
Symbol	Z	Freq.	DCR	Ir	T
SZ1005G050CTF	0~15	100	0.08	500	0.5±0.15 [.020±.006]
SZ1005G221CTF	220±25%	100	0.60	250	
SZ1005K750CTF	75±25%	100	0.20	600	
SZ1005K121CTF	120±25%	100	0.30	400	
SZ1005K221CTF	220±25%	100	0.40	300	
SZ1005K301CTF	300±25%	100	0.55	300	
SZ1005K471CTF	470±25%	100	0.60	200	
SZ1005K601CTF	600±25%	100	0.65	200	
SZ1005K102CTF	1000±25%	100	0.90	200	
SZ1005K152CTF	1500±25%	100	1.20	100	
SZ1005K182CTF	1800±25%	100	1.40	100	

SZ1608-C TYPE

Part Number	Impedance	Z Test Frequency	Max. DC Resistance	Max. Rated Current	Thickness
Units	Ω	MHz	Ω	mA	mm [inch]
Symbol	Z	Freq.	DCR	Ir	T
SZ1608G600CTF	60±25%	100	0.25	800	0.8±0.15 [.031±.006]
SZ1608G121CTF	120±25%	100	0.30	700	
SZ1608G221CTF	220±25%	100	0.45	600	
SZ1608G331CTF	330±25%	100	0.58	550	
SZ1608K601CTF	600±25%	100	0.60	300	
SZ1608K102CTF	1000±25%	100	0.70	250	
SZ1608K152CTF	1500±25%	100	0.75	250	
SZ1608K182CTF	1800±25%	100	0.85	200	
SZ1608K222CTF	2200±25%	100	0.90	200	
SZ1608K252CTF	2500±25%	100	1.00	200	

※: Products with other electrical characteristics can be provided upon customer's request. Please contact your local sales.

TYPICAL ELECTRICAL CHARACTERISTICS

G, K Material Comparison

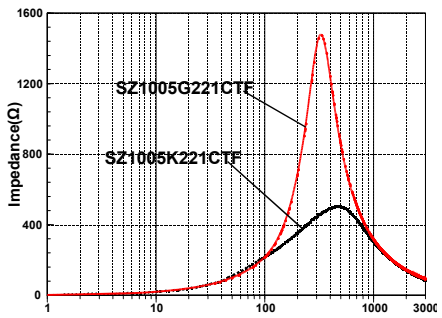

Sunlord Industrial Park, Dafuyuan Industrial Zone, Guanlan, Shenzhen, China 518110 **Tel**: 0086-755-29832660 **Fax**: 0086-755-82269029 **E-Mail**: sunlord@sunlordinc.com

DETAIL ELECTRICAL CHARACTERISTICS

SZ1005-C TYPE

SZ1005G050CTF

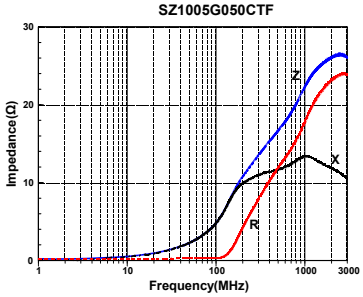

SZ1005G221CTF

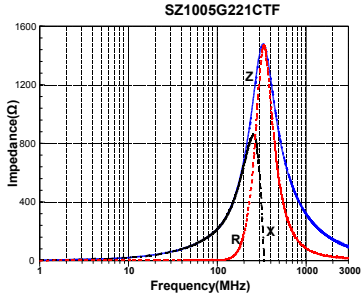

SZ1005K750CTF

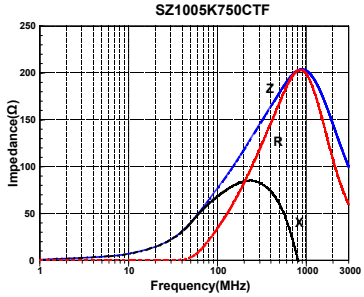

SZ1005K121CTF

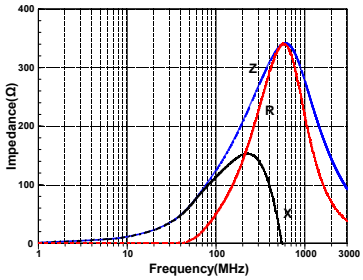

SZ1005K221CTF

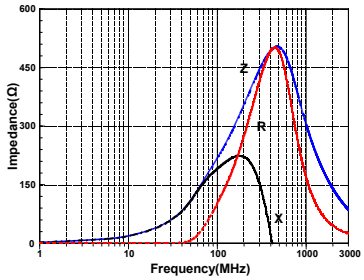

SZ1005K301CTF

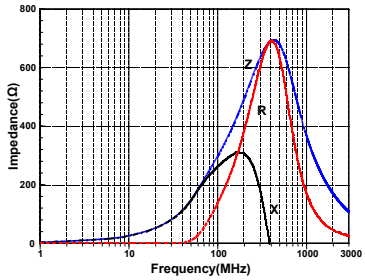

SZ1005K471CTF

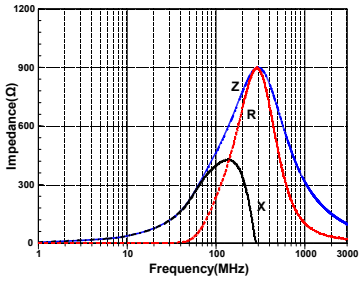

SZ1005K601CTF

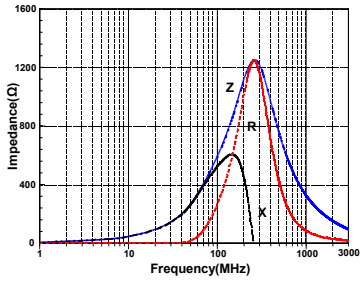

SZ1005K102CTF

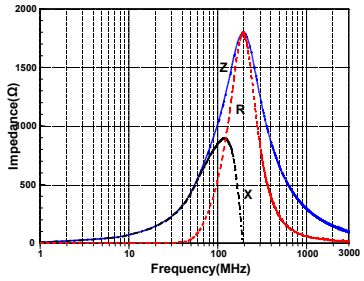

SZ1005K152CTF

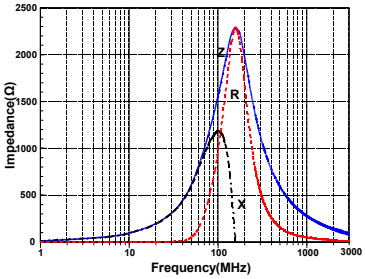

SZ1005K182CTF

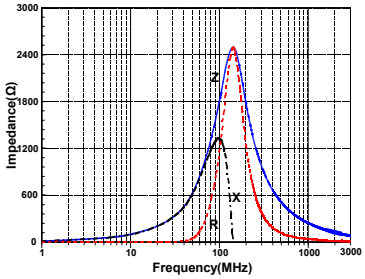

SZ1608-C TYPE

SZ1608G600CTF

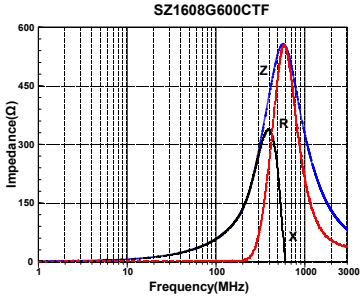

SZ1608G121CTF

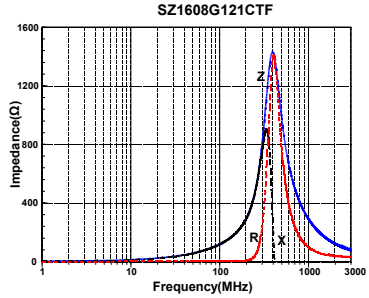

SZ1608G221CTF

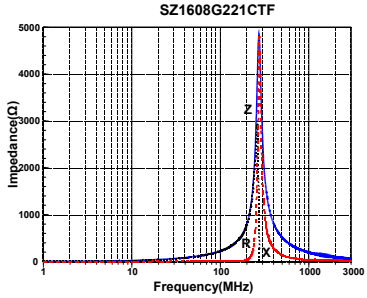

DETAIL ELECTRICAL CHARACTERISTICS
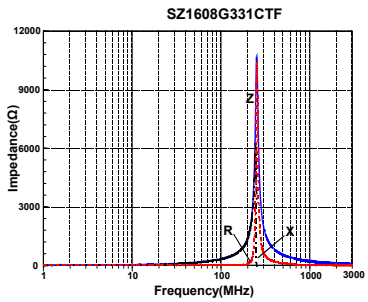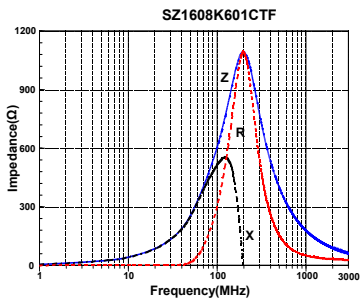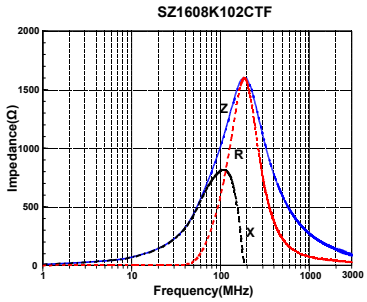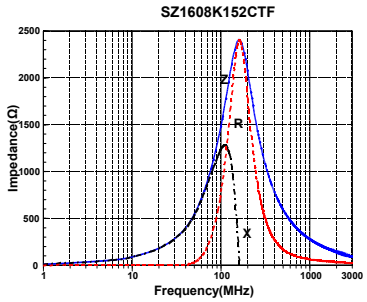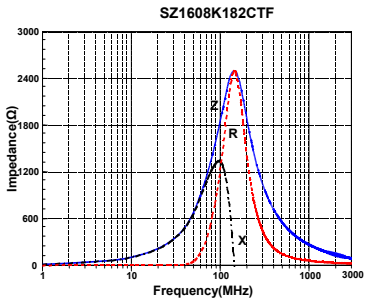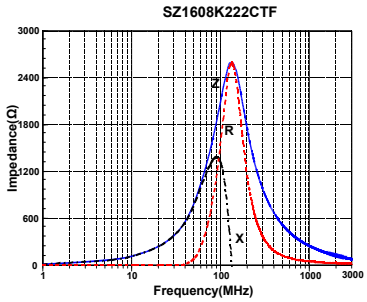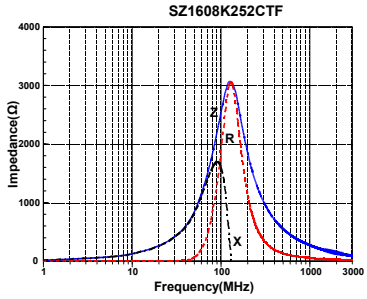
SZ1608-C TYPE