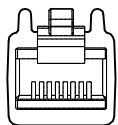


RJ45SG END VIEW



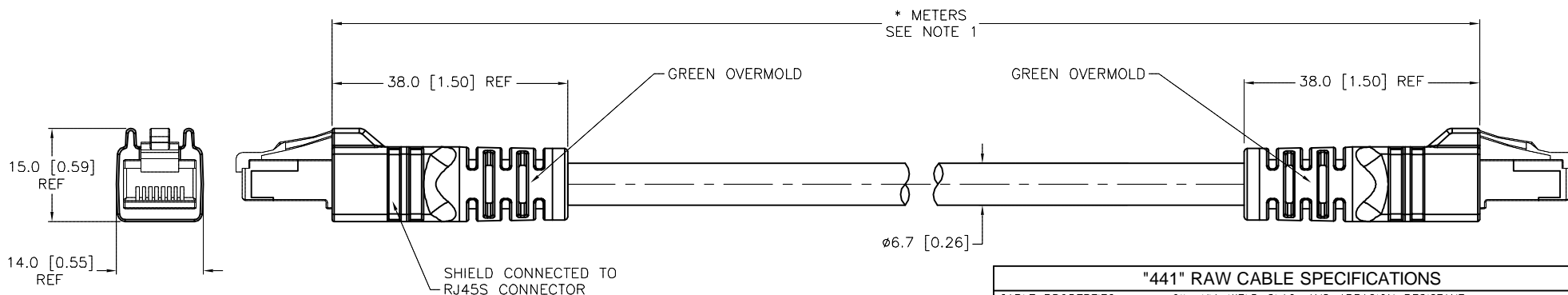
12345678

- 1 = WHITE/ORANGE (+TX)
 2 = ORANGE (-TX)
 3 = WHITE/GREEN (+RX)
 4 = N/C
 5 = N/C
 6 = GREEN (-RX)
 7 = N/C
 8 = N/C

Ethernet

SPECIFICATIONS

CONTACT CARRIER MATERIAL (RJ45SG)	POLYCARBONATE
MOLDED HEAD MATERIAL/COLOR (RJ45SG)	TPU/GREEN
CONTACT MATERIAL/PLATING (RJ45SG)	BRONZE/GOLD
RATED CURRENT [A]	1.5 A
RATED VOLTAGE [V]	42 V
OUTER CABLE JACKET MATERIAL/COLOR	TPE/TEAL
CONDUCTOR INSULATION MATERIAL	HDPE
NUMBER OF CONDUCTORS [AWG]	2UTP×24 AWG, STRANDED
SHIELDING	ALUM.-POLYESTER FOIL & T-C BRAIDED
TEMPERATURE RANGE	-40°C to +80°C (-40°F to +176°F)
PROTECTION CLASS	IP20



"441" RAW CABLE SPECIFICATIONS

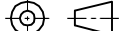
CABLE PROPERTIES:	OIL, UV, WELD SLAG, AND ABRASION RESISTANT
VOLTAGE RATINGS (MAX):	600V
CATEGORY:	CAT 5e; (CABLE WILL MEET CAT 5e CHANNEL REQUIREMENTS TO 90M LENGTH)
POE COMPLIANT (802.3af):	UP TO 80M LENGTH WHEN INSTALLED PER RECOMMENDATIONS IN TIA TSB-184
FLEXLIFE:	10X CABLE OD MIN: 1 MILLION CYCLES (TICK TOCK) 20X CABLE OD MIN: 10 MILLION CYCLES (TICK TOCK)
APPROVALS:	TORSION TEST: 3 MILLION CYCLES (1lb LOAD, 360°-71 CYCLES/min) C(UL)US CMX-OUTDOOR-CM LISTED, AWM RECOGNIZED COMPLIANT WITH NEC ARTICLE 800 COMMUNICATIONS CABLES

CABLE LENGTH	TOLERANCE*
ALL LENGTHS	+ 4% (OR 50mm) OF LENGTH - 0% (OR 0mm) OF LENGTH WHICHEVER IS GREATER
STRIP LENGTH	TOLERANCE*
0-7mm	±0.5mm
8-29mm	±1.0mm
30-49mm	±2.0mm
50-69mm	±3.0mm
70-100mm	±4.0mm
OVER 100mm	±5.0mm
* UNLESS OTHERWISE SPECIFIED	

NOTES:

1. "*" INDICATES CABLE LENGTH IN METERS. CONTACT TURCK TO ORDER SPECIFIC LENGTHS.
2. "/C1195" DESIGNATES PERFORMANCE TESTING USING A FLUKE CABLE ANALYZER. TEST RESULT INCLUDED IN PACKAGING.

SOURCE DRAWING - FOR REFERENCE ONLY

RELATED DOCUMENTS 1. 2. 3. 4.	3RD ANGLE PROJECTION			THIS DRAWING IS CONFIDENTIAL AND THE PROPERTY OF TURCK INC. USE OF THIS DOCUMENT WITHOUT WRITTEN PERMISSION IS PROHIBITED.	<div>TURCK inc</div> <div><i>High Technology Sensors and Automation Controls</i></div>		3000 CAMPUS DRIVE MINNEAPOLIS, MN 55441 1-800-544-7769 (763) 553-7300 (763) 553-0708 fax turck.com	
MATERIAL	ALL DIMENSIONS DISPLAYED ON THIS DRAWING ARE FOR REFERENCE ONLY	DRFT	RDS	DATE	01/09/06	DESCRIPTION RJ45SG RJ45SG 441-*M/C1195		
SEE SPECIFICATIONS		APVD		SCALE	1=1.0			
FINISH		UNIT OF MEASUREMENT MILLIMETER [INCH]				IDENTIFICATION NO.		REV
SEE SPECIFICATIONS		DO NOT SCALE THIS DRAWING						
		CONTACT TURCK FOR MORE INFORMATION					FILE: 777011858	SHEET 1 OF 1