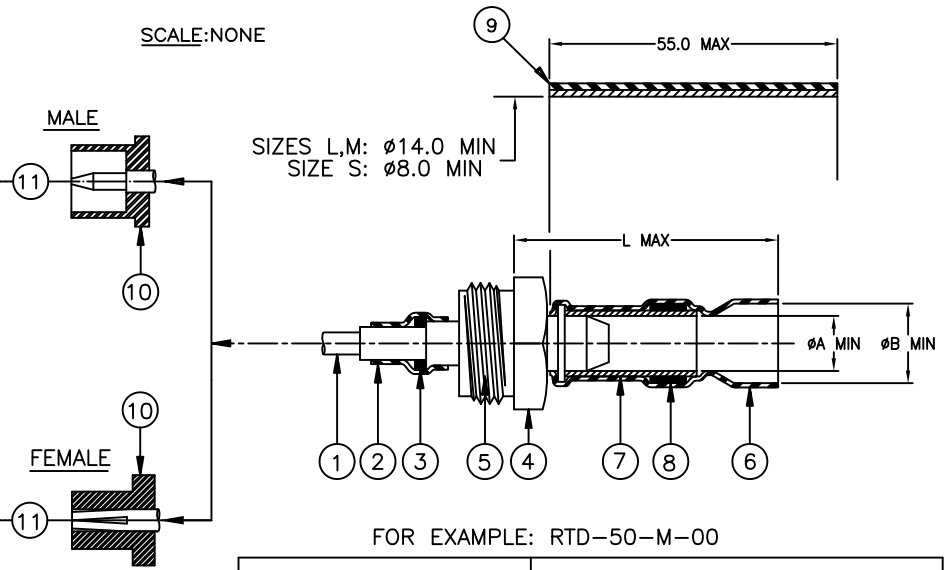


CUSTOMER DRAWING

-XX	DESIGNATION	
00	STRAIGHT PLUG	
00-H		
01	ANGLE PLUG	
01-H		
02	STRAIGHT BULKHEAD JACK	
03	STRAIGHT JACK	
04	STRAIGHT PANEL JACK	
05	STRAIGHT PLUG	
05-H		

SCALE: NONE



	PRODUCT DIMENSIONS			CABLE DIMENSIONS			
-X	L MAX	ϕA MIN	ϕB MIN	ϕD MAX	ϕF MAX	ϕE	ϕG
L	31.0	9.6	12.7	2.45	7.30	4.1/9.5	5.0/12.5
M	31.0	5.1	7.2	1.25	3.00	2.1/5.0	3.5/7.0
S	26.0	3.1	5.7	0.65	1.55	0.9/3.0	1.5/5.5

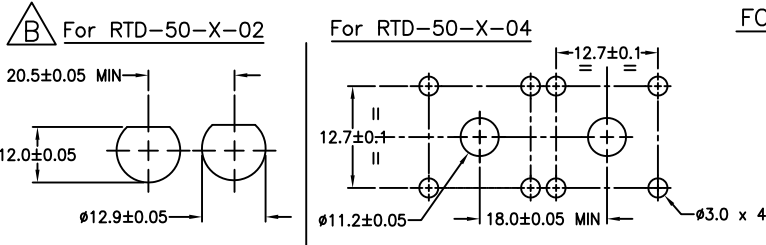
MATERIAL:

- CENTER CONTACT. GOLD PLATED BRASS (MALE) OR GOLD BERYLLIUM COPPER (FEMALE).
- HEAT SHRINKABLE INSULATION SLEEVE, TRANSPARENT BLUE. RADIATION CROSS-LINKED MODIFIED POLYVINYLIDENE FLUORIDE.
- SOLDER PREFORM. Sn63 Pb37 SOLDER ALLOY WITH MILDLY ACTIVATED ROSIN FLUX.
- THREADED TRANSITION PART. SILVER PLATED BRASS.
- INSULATOR. PTFE.
- SOLDERSHIELD DEVICE. TIN PLATED COPPER BRAID WITH ACTIVATED ROSIN FLUX.
- SOLDER PREFORM (ON L AND M SIZE ONLY). Sn63 Pb37 SOLDER ALLOY WITH MILDLY ACTIVATED ROSIN FLUX.
- HEAT SHRINKABLE INSULATION SLEEVE, BLACK. RADIATION CROSS-LINKED MODIFIED POLYOLEFIN WITH ADHESIVE.
- INSULATOR (EXCEPT FOR ANGLE PLUG), PTFE.
- BODY, NICKEL PLATED BRASS.

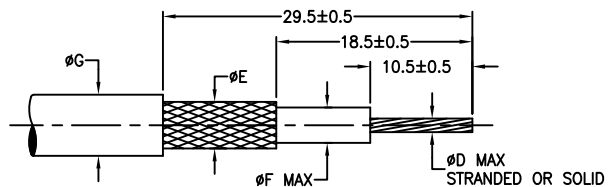
APPLICATION:

- THESE CONTROLLED SOLDERING DEVICES ARE DESIGNED TO CONNECT, WITH A MIL-PRF-39012 TNC INTERMATEABLE PART, A 50 Ω SINGLE OR DOUBLE BRAIDED COAXIAL HAVING A:
 - TIN OR SILVER PLATED COPPER OUTER CONDUCTOR.
 - TIN OR SILVER PLATED INNER CONDUCTOR.
 AND INSULATION RATED FOR AT LEAST +85°C.
- TEMPERATURE RANGE:
 - * WITH BLACK SLEEVE: -55°C TO 100°C.
 - * WITHOUT BLACK SLEEVE: -55°C TO 150°C.
- FOR INSTALLATION PROCEDURE AND APPLICATION EQUIPMENT, CONSULT RPIP-683-00.

PANEL THICKNESS: 3.2 MAX



FOR BEST RESULTS, PREPARE THE CABLE AS SHOWN:



© 2014 TE Connectivity Ltd. All Rights Reserved

Raychem Devices

	TE Connectivity	Raychem DEVICES	TITLE: RF ONE STEP CONNECTOR 50 OHM TNC			
UNLESS OTHERWISE SPECIFIED DIMENSIONS ARE IN MILLIMETERS.			DOCUMENT NO: RTD-50-Y-XX /-XX-H			
TOLERANCES: 0.00 ——— 0.0 ——— 0 ———		ANGLES: ——— ROUGHNESS IN MICRON	TE CONNECTIVITY RESERVES THE RIGHT TO AMEND THIS DRAWING AT ANY TIME. USERS SHOULD EVALUATE THE SUITABILITY OF THE PRODUCT FOR THEIR APPLICATION.		CHECKED: N. PRZYBYLSKA	
ECO NO: ECO-14-009904	DRAWN: N. NAGAR	SIZE: A	SCALE: 	DOC. REV: B	DATE: 30JUN14	SHEET: 1 OF 1

Mouser Electronics

Authorized Distributor

Click to View Pricing, Inventory, Delivery & Lifecycle Information:

[TE Connectivity:](#)

[RTD-50-S-00-BN](#) [RTD-50-P-04](#) [RTD-50-S-04CS2834](#) [RTD-50-M-03CS2852](#) [RTD-50-P-03](#) [RTD-50-M-01CS2835](#)
[RTD-50-M-00-H](#) [RTD-50-S-00CS2834](#) [RTD-50-L-04CS2834](#) [RTD-50-S-01-BN](#) [RTD-50-L-03CS2834](#) [RTD-50-L-](#)
[00CS2834](#) [RTD-50-M-04CS2834](#) [RTD-50-P-01](#) [RTD-50-L-01CS2834](#) [RTD-50-M-00CS2834](#) [RTD-50-P-02](#)