

SERIES

SMB2.5R SMB2.5

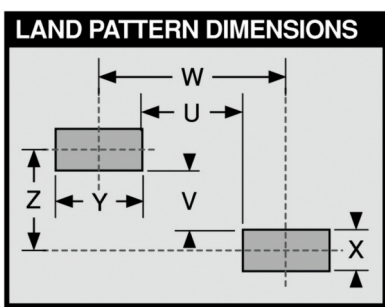
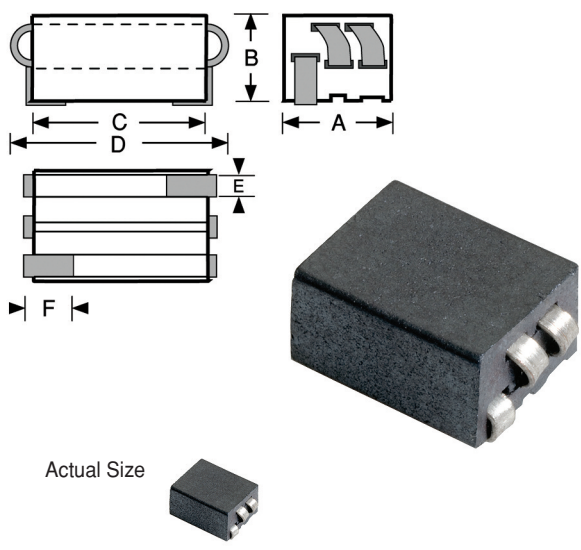


Surface Mount Shield Beads

DASH NUMBER*	MINIMUM IMPEDANCE (OHMS) 10 MHz	MINIMUM IMPEDANCE (OHMS) 100 MHz	MINIMUM IMPEDANCE (OHMS) 150 MHz	MINIMUM IMPEDANCE (OHMS) 220 MHz	Idc MAXIMUM (AMPS)	DCR MAXIMUM (OHMS)
--------------	---------------------------------	----------------------------------	----------------------------------	----------------------------------	--------------------	--------------------

SERIES SMB2.5R / SMB2.5						
-1	2 1/2	210	385	400	375	9.5
-2	2 1/2	N/A	490	635	650	9.5

*Complete part # must include series # PLUS the dash #
For surface finish information, refer to www.delevanfinishes.com



Physical Parameters

	Inches	Millimeters
A	0.285 ± 0.010	7.2 ± 0.25
B	0.185 ± 0.015	4.7 ± 0.38
C	0.355 ± 0.020	9.02 ± 0.51
D	0.460 Max.	11.68 Max.
E	0.050 ± 0.005	1.27 ± 0.13
F	0.075 Min.	1.9 Min.

Suggested Land Pattern Dimensions

	Inches	Millimeters
U	0.075	1.9
V	0.095	2.4
W	0.265	6.7
X	0.09	2.3
Y	0.19	4.8
Z	0.185	4.7

Operating Temperature Range -40°C to +125°C

Impedances are measured on the HP 4291A Impedance Analyzer

Material High resistivity ferrite material eliminates the need to insulate windings

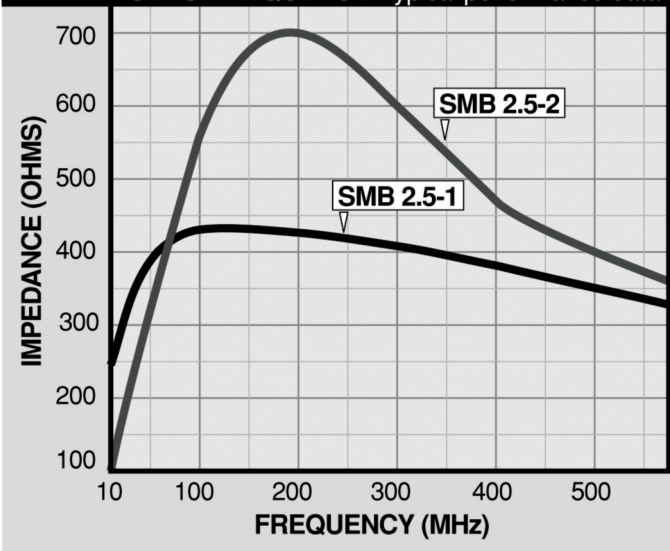
Lead Wire Plated copper

Idc Max. Based on a 35° C rise from 90°C ambient

Parts are available in tape and reel packaging

Packaging Tape & reel (24mm): 13" reel, 700 pieces max.; 7" reel not available

IMPEDANCE vs. FREQUENCY Typical performance data



For more detailed graphs, contact factory

Mouser Electronics

Authorized Distributor

Click to View Pricing, Inventory, Delivery & Lifecycle Information:

[API Delevan:](#)

[SMB2.5-1](#) [SMB2.5-2](#) [SMB2.5R-2](#) [SMB2.5R-1](#) [SMB2.5R-1TR](#) [SMB2.5-1TR](#)