SMP 50Ω Microwave Coaxial Connectors thru 40GHz Also available SMPM (Mini SMP)

An Interconnect solution for high frequency, high data rate applications. In the same scale as the MMCX, this push-on or snap-on system offers superior performance. Normally a Cable to Board application which, with a 'bullet float' adapter can be used in Board to Board applications. The Board to Board solution is unique in that one side can use a snap-on configuration to hold the adapter in place while the push-on configuration is employed for the mating side.

Electrical

Impedance	- 50Ω
Frequency Range	- DC-40GHz
VSWR	- <1.5 (DC-20GHz)
Insertion Loss	- 0.1dB max @ 1GHz
Working Voltage	- 335Vrms
Contact Current	- 1.2A DC max

Materials

Female Body	- Gold over Brass
Male Body	- Gold over Beryllium Copper
Pin Contact	- Gold over Brass
Socket Contact	- Gold over Beryllium Copper
Insulator	- PTFE
Crimp Sleeve	- Copper Alloy

Features and Benefits

Push-on or Snap-on
Accommodates Axial or Radial Misalignment

Temperature	- -65°C ~ 155°C
Durability	- 100 with Detent Cycles
	- >500 Limited Detent

Applications

Aerospace, Routers, Broadband, Telecom and Instruments

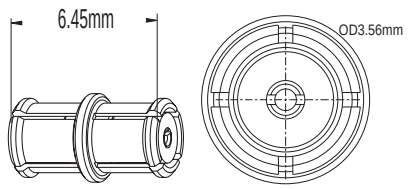

Bullet (Jack to Jack)

Part Number	Description
SMP-FSBA-645	6.45mm
990 – 9.9mm/145 – 14.5mm/224 – 22.4mm	

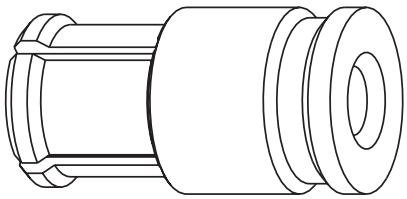

Straight Jack

Part Number	Description
SMP-FS-C06	.047 Semi Rigid
SMP-FS-C07	.086 Semi Rigid

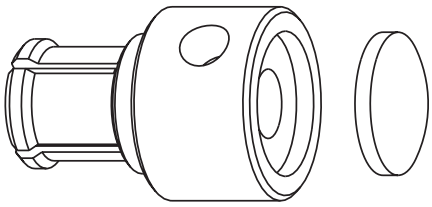

Right Angle Jack

Part Number	Description
SMP-FR-C06	.047 Semi Rigid
SMP-FR-C07	.086 Semi Rigid

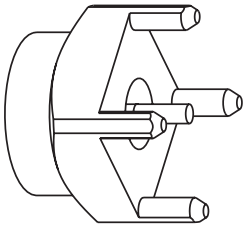

Straight PCB Thru-Hole Plug

Part Number	Description
SMP-MSCM-PCT	Catcher's Mitt
SMP-MSFD-PCT	Full Detent
SMP-MSLD-PCT	Limited Detent
SMP-MSSB-PCT	Smooth Bore

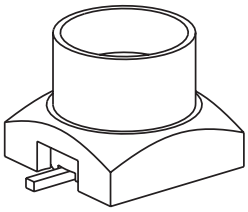

Straight SMT Plug

Part Number	Description
SMP-MSCM-PCS	Catcher's Mitt
SMP-MSFD-PCS	Full Detent
SMP-MSLD-PCS	Limited Detent
SMP-MSSB-PCS	Smooth Bore

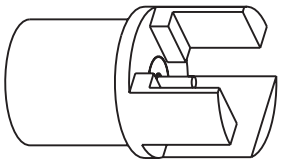

Straight PCB Edge Mount

Part Number	Description
SMP-MSCM-PCE	Catcher's Mitt
SMP-MSFD-PCE	Full Detent
SMP-MSLD-PCE	Limited Detent
SMP-MSSB-PCE	Smooth Bore

QMA 50Ω Quick Disconnect Snap-on Version of SMA

Same internal construction as SMA. Innovative coupling mechanism maintains a 360° butt-joint with low RF leakage

Electrical

Impedance	- 50Ω
Frequency Range	- DC-6GHz
VSWR	- -25dB @ 1GHz
RF Leakage	- 80dB min DC-3GHz
Return Loss	- > 32dB DC-3GHz
Working Voltage	- 335 Vrms

Materials

Body	- White Bronze over Brass
Solder Body	- Gold over Brass
Pin Contact	- Gold over Brass
Socket Contact	- Gold over Beryllium Copper
Insulator	- PTFE
Crimp Ferrule	- White Bronze over Copper

Features and Benefits

360° Rotatable

Temperature	- -40°C ~ 80°C
Durability	- 100 Cycles

Applications

Base Station Equipment, Cable Assemblies and Amplifiers

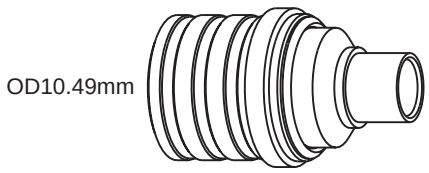

Straight Plug

Part Number	Description
930-108P-51S	.141 Semi Rigid
930-119P-51S	.086 Semi Rigid
930-120P-51S	RG58
930-129P-51S	RG316

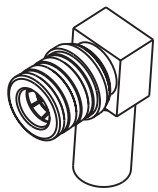

Right Angle Plug

Part Number	Description
930-103P-51A	.141 Semi Rigid
930-104P-51A	.086 Semi Rigid
930-110P-51A	RG58
930-114P-51A	RG316

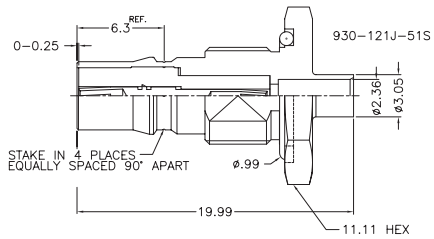

Straight Bulkhead Jack

Part Number	Description
930-121J-51S	.086 Semi Rigid
930-122J-51S	.141 Semi Rigid
930-124J-51S	RG58
930-125J-51S	RG316

QMA 50Ω Quick Disconnect Snap-on Version of SMA Continued

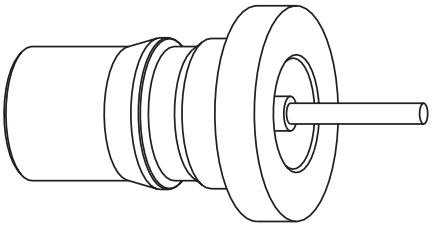

Straight PCB Jack

Part Number	Description
930-102J-51P	Thru-Hole
930-105J-51P	Press-Fit
930-107J-51P	Rec. (see diagram)

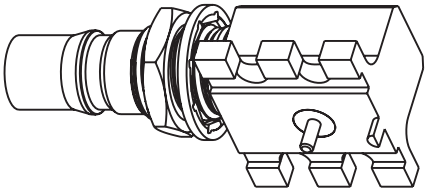

Right Angle PCB Jack

Part Number	Description
930-111J-51P	Bulkhead R/A SMT

Also Available

Part Number	Description
930-109J-51S	Flange Panel Mount Rec.
930-128J-51P	R/A PCB Jack
930-112J-51S	4-Hole Flange Receptacle
930-116J-51P	4-Leg Thru-Hole Jack
930-117J-51S	2-Hole Flange Receptacle
930-126J-51S	Bulkhead Receptacles

Adapters

930-100A-51S	Jack to SMA Jack
930-101A-51S	Plug to SMA Jack
930-130A-51S	Plug to SMA Plug
930-131A-51S	Jack to SMA Plug

SSMB 50Ω Micro-miniature Snap-on System

Provides an excellent alternative for the SMA in a smaller package and quick termination.

Electrical

Impedance	- 50Ω
Frequency Range	- DC-12.4GHz
VSWR	- 1.05 DC – 3GHz
RF Leakage	- -80dB DC-3GHz
Power Handling	- 125 Watts @ 40°C

Materials

Body	- White Bronze over Brass
Solder Body	- Gold over Brass
Pin Contact	- Gold over Brass
Socket Contact	- Gold over Beryllium Copper
Outer Contact	- White Bronze over Copper
Insulator	- PTFE
Crimp Ferrule	- White Bronze over Copper

Features and Benefits

Light-weight	
Temperature	- -65°C ~ 165°C
Durability	- 500 Cycles

Applications

Base Stations, Instrumentation, Process Control, Cable assemblies, Mil-Aero, Telecom, Components and PC/LAN

Diagram not available at the time of printing

Straight Plug

Part Number	Description
904-110P51SX	RG316
904-114P51SX	RG179

Diagram not available at the time of printing

Right Angle Plug

Part Number	Description
904-111P-51AX	RG316
904-115P-51AX	RG179

Diagram not available at the time of printing

Straight Jack

Part Number	Description
904-116J-51SX	RG196

Diagram not available at the time of printing

Right Angle Jack

Part Number	Description
904-112J-51AX	RG316

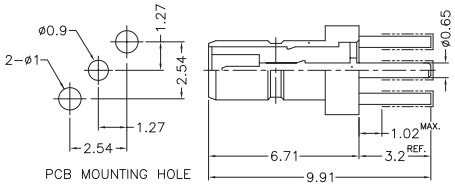

Straight PCB Mount Jack

Part Number	Description
904-102J-51P	2-Leg

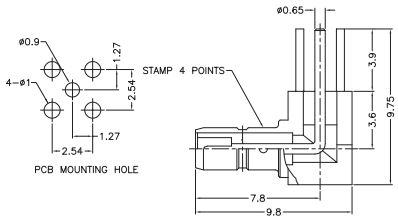

Right Angle PCB Mount Jack

Part Number	Description
904-113J-51AX	4-Leg

Mini SMB 75Ω Snap-on

Die-cast solution for low-cost non critical applications. Hex Crimp/Solder Termination.

Electrical

Impedance	- 75Ω
Frequency Range	- DC-2GHz
VSWR	- 1.33 max
RF Leakage	- -55dB @ 2GHz

Materials

Body	- Gold over Brass
Centre Contact	- Nickel over Brass

Features and Benefits

Temperature	- -65°C ~ 165°C
Durability	- 500 Cycles

For Telecoms, Switch Equip and Networking

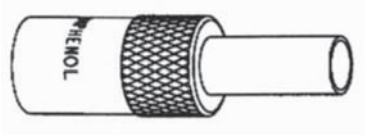

Straight Jack for RG179/187 & Belden 9221

Part Number	903-600P-71S

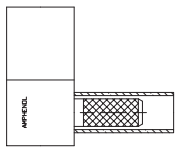

Right Angle Jack for RG179/187 & Belden 9221

Part Number	903-586P-71A

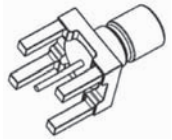

Straight PCB Plug

Part Number	903-581J-71P

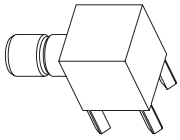

Right Angle PCB Plug

Part Number	903-601J-71P