

B

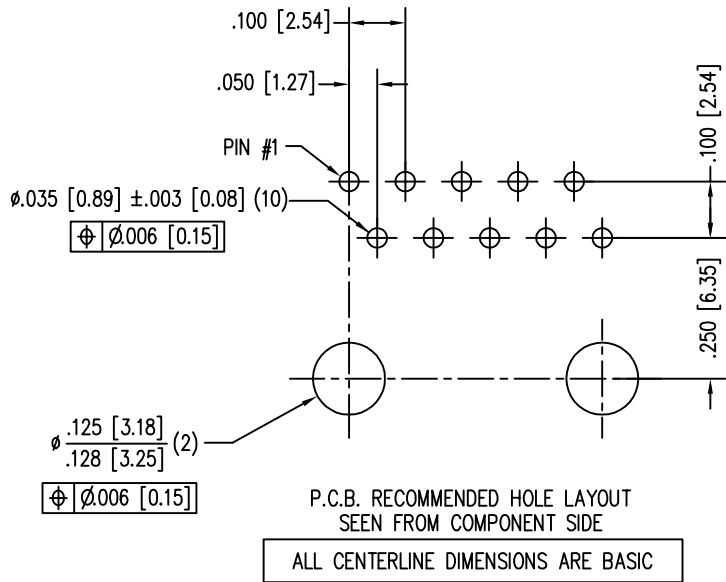
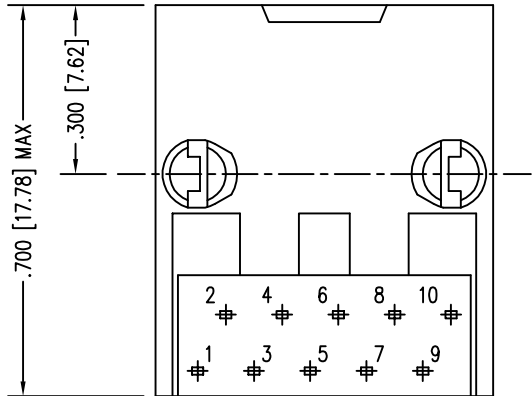

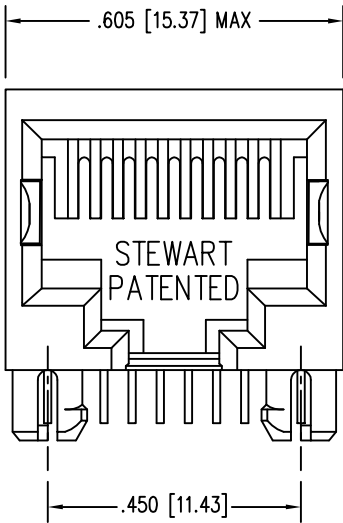
A

REV. 6/3/05

2

1

DATE	REV	ECN	APP'D. BY
6-6-12	A4	9495	SMN
1-13-15	A5	10191	TRM
1-23-15	A6	10234	TRM



- NOTES:
- CONNECTOR MATERIALS:  
HOUSING: THERMOPLASTIC UL94 V-0  
CONTACTS: COPPER ALLOY  
CONTACT PLATING: SELECTIVE GOLD IN CONTACT AREA  
SEE CHART FOR PART NUMBER
  - FOR PRODUCT SPECIFICATIONS SEE PR022-01.
  - TOLERANCES COMPLY WITH F.C.C. DIMENSION REQUIREMENTS.

30 MICRO-INCHES [0.76um]	SS-641010-NF-A432
CONTACT PLATING IN MATING AREA	PART NUMBER

THIRD ANGLE PROJECTION

DO NOT SCALE DRAWING  
DRAWING IS SUBJECT TO  
CHANGE WITHOUT NOTICE

DIMENSIONS: INCHES [METRIC]

UNLESS OTHERWISE SPECIFIED  
TOLERANCES ARE ±.005 [0.13]  
ANGLES ARE ± 1°

SHEET NO. 1 OF 1

11118 Susquehanna Trail South  
Glen Rock, PA 17327-9199  
(717) 235-7512  
<http://www.stewartconnector.com>

TITLE: TEN CONTACT, TEN POSITION, SHORT VERSION JACK

THIS DRAWING AND THE SUBJECT MATTER SHOWN THEREON ARE  
CONFIDENTIAL AND THE PROPRIETARY PROPERTY OF STEWART CONNECTOR  
AND SHALL NOT BE REPRODUCED, COPIED, OR USED IN ANY MANNER WITHOUT  
PRIOR WRITTEN CONSENT OF STEWART CONNECTOR. THIS PRODUCT  
MAY BE PROTECTED BY ONE OR MORE OF THE FOLLOWING US PATENTS:  
5791942 6217391 6368159 6419526 6602097 687722  
6964587 7048590 7086909 7568950 7686650  
OTHER PATENTS MAY BE PENDING.

DRN BY: JAF DATE 11-4-05  
APPD BY: TRM DATE 11-7-05  
DWG NO. CT640243 REV. A6

RoHS



2

1

AutoCAD

B

A

# Mouser Electronics

Authorized Distributor

Click to View Pricing, Inventory, Delivery & Lifecycle Information:

Bel:

[SS-641010-NF-A432](#)