| DATE | REV | ECN | APP'D. BY |
|---|---|---|---|
| 1-16-06 | A3 | 7436 | JM |
| 5-15-06 | A4 | 7621 | TRM |
| 12-8-09 | A5 | 8868 | TRM |
| | | | |
| | | | |
| | | | |

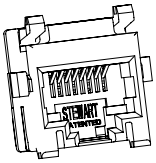


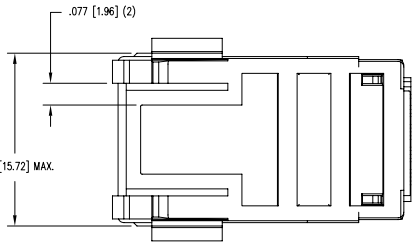


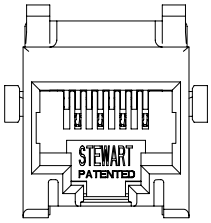


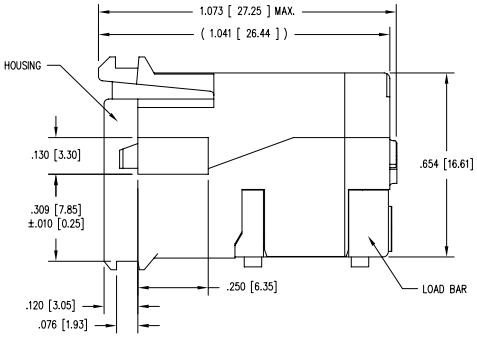


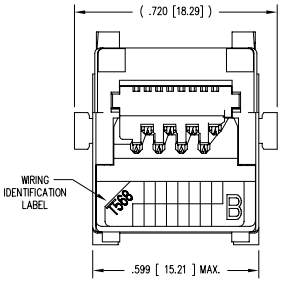


NOTES:

1. CONNECTOR MATERIALS:
   HOUSING: THERMOPLASTIC UL94 V-0
   CONTACTS/SHIELD: COPPER ALLOY
   CONTACT PLATING: SELECTIVE GOLD IN CONTACT AREA
   SEE CHART FOR PART NUMBER
2. JACK SPECIFICATION: FOR CATEGORY 5E APPLICATIONS.
3. DIMENSIONS AND TOLERANCES COMPLY WITH FCC/CFR 47, PART 68.
4. BEZELS AVAILABLE - DATA , VOICE
5. WIRE RANGE 26 TO 24 AWG [ 0.41 - 0.51 ]
6. WIRE INSULATION DIA RANGE .036 - .042 [ 0.91 - 1.07 ]
7. SUITABLE FOR GIGA-BIT ETHERNET APPLICATIONS
8. FOR PRODUCT SPECIFICATION SEE PR026-01

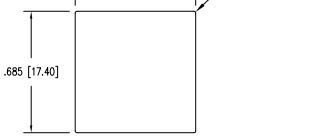


RECOMMENDED PANEL OPENING
.074 [1.88] MAXIMUM PANEL THICKNESS

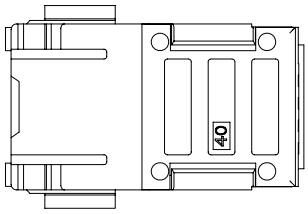


| 50 MICRO-INCHES [1.27um] | SS-82000-002 |
|---|---|
| CONTACT PLATING IN MATING AREA | PART NUMBER |

THIRD ANGLE PROJECTION

DO NOT SCALE DRAWING

DRAWING IS SUBJECT TO CHANGE WITHOUT NOTICE

DIMENSIONS: INCHES [METRIC]

UNLESS OTHERWISE SPECIFIED TOLERANCES ARE ±.005 [0.13] ANGLES ARE ± 1°

SHEET NO. 1 OF 1

RoHS 2002/95/EC

# Bel Stewart Connector


11118 Susquehanna Trail South
Glen Rock, PA 17327-9199
(717) 235-7512 Fax: (717) 235-7954 http://www.stewartconnector.com


TITLE: CABLE READY CAT5e JACK
(SHOWN IN TERMINATED CONDITION)


THIS DRAWING AND THE SUBJECT MATTER SHOWN THEREON ARE CONFIDENTIAL AND THE PROPRIETARY PROPERTY OF STEWART AND SHALL NOT BE REPRODUCED, COPIED OR USED IN ANY MANNER WITHOUT PRIOR WRITTEN CONSENT OF STEWART. THE SUBJECT MATTER MAY BE PATENTED OR A PATENT MAY BE PENDING.


| | | | |
|---|---|---|---|
| DRN BY: | DAB | DATE | 3-3-99 |
| APPD BY: | RGC | DATE | 3-3-99 |
| DWG NO. | CT820004 | REV. | A5 |

REV. 6/3/05

AutoCAD


Downloaded from Elcodis.com electronic components distributor